APPENDIX D: BIAS STATISTICS

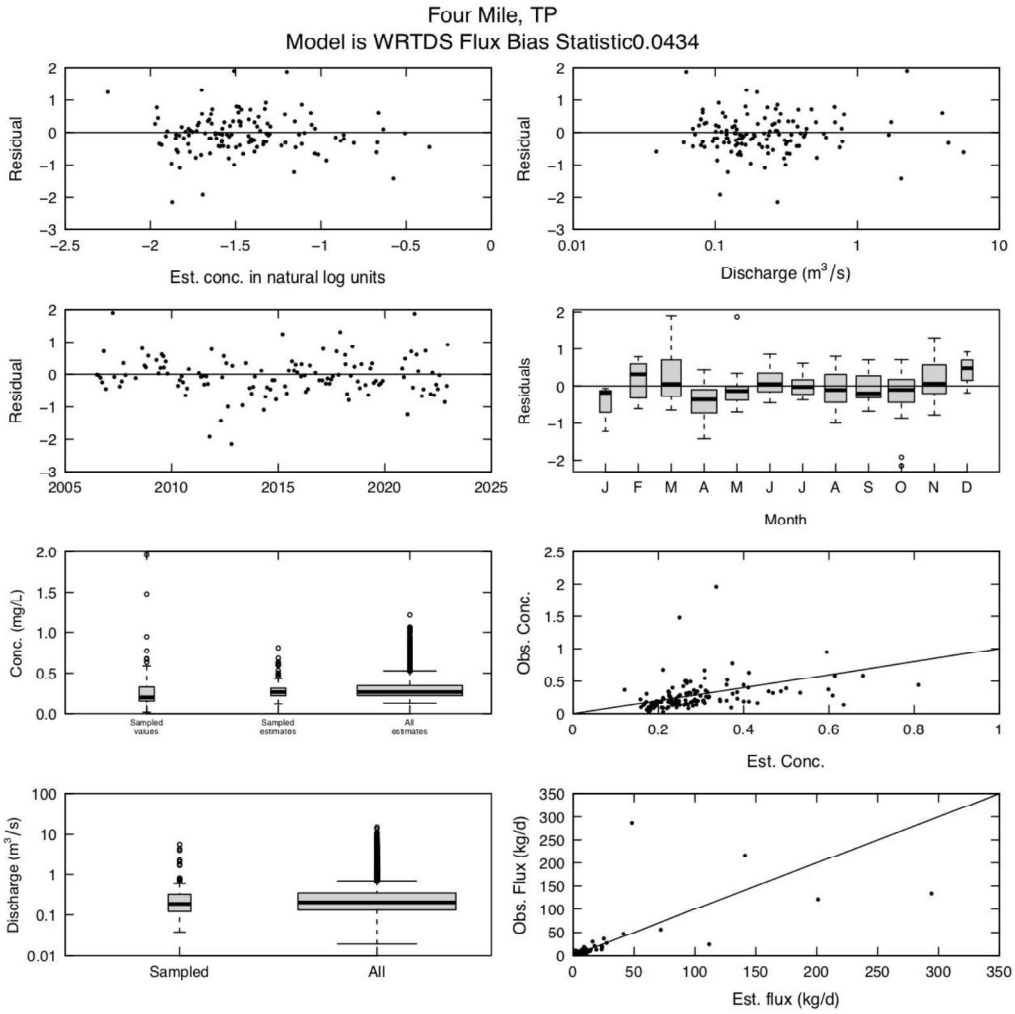
Four Mile, TP
Model is WRTDS Flux Bias Statistic0.0434
Resicual
Est. conc. in natural log units
Resicual
Discharge (m3/s)
Residual
Residuals
J F M A M J J A S O N D
Month
Conc. (mg/L)
Sampled values
Sampled estimates
All estimates
Obs. Conc.
Est. Conc.
Discharge (m3/s)
Sampled
All
Obs. Flux (kg/d)
Est. flux (kg/d)

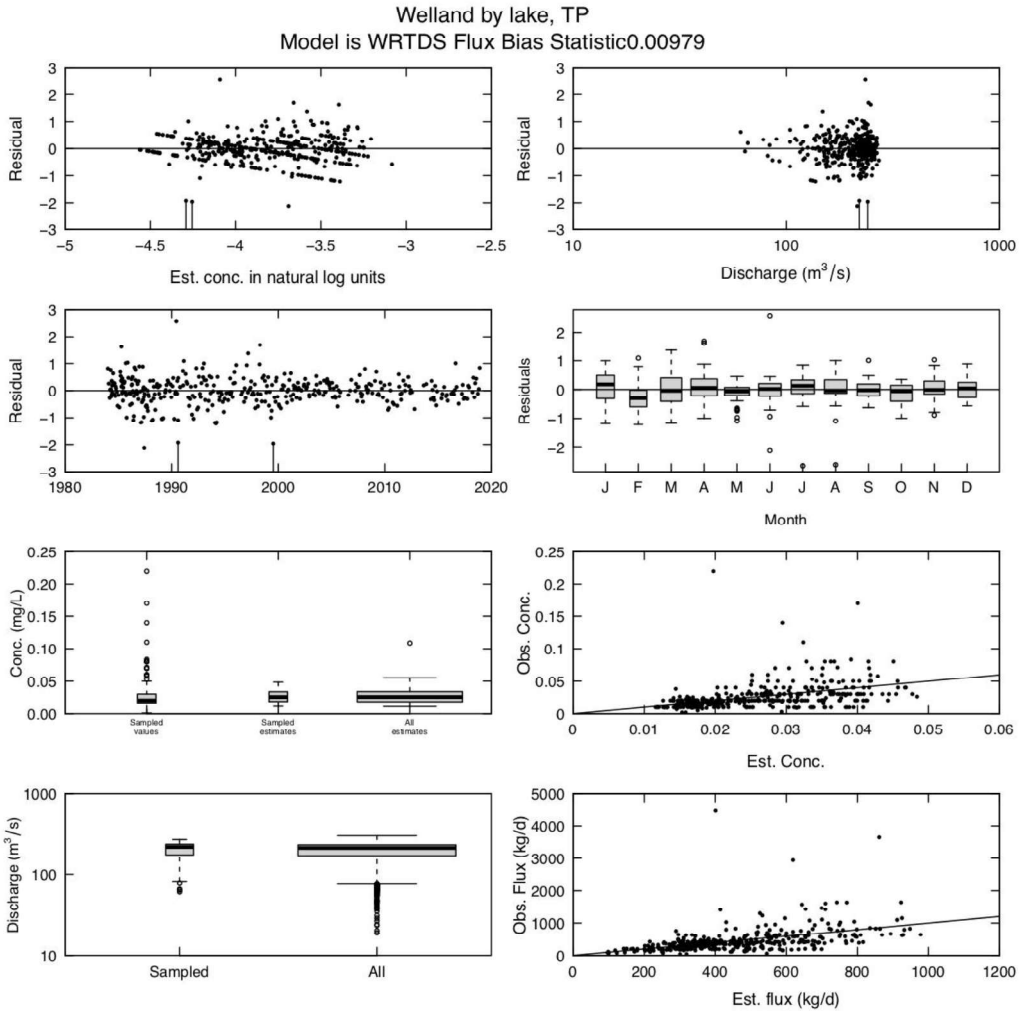
Welland by lake, TP
Model is WRTDS Flux Bias Statistic0.00979
Resicual
Est. conc. in natural log units
Resicual
Discharge (m3/s)
Residual
Residuals
J F M A M J J A S O N D
Month
Conc. (mg/L)
Sampled values
Sampled estimates
All estimates
Obs. Conc.
Est. Conc.
Discharge (m3/s)
Sampled
All
Obs. Flux (kg/d)
Est. flux (kg/d)

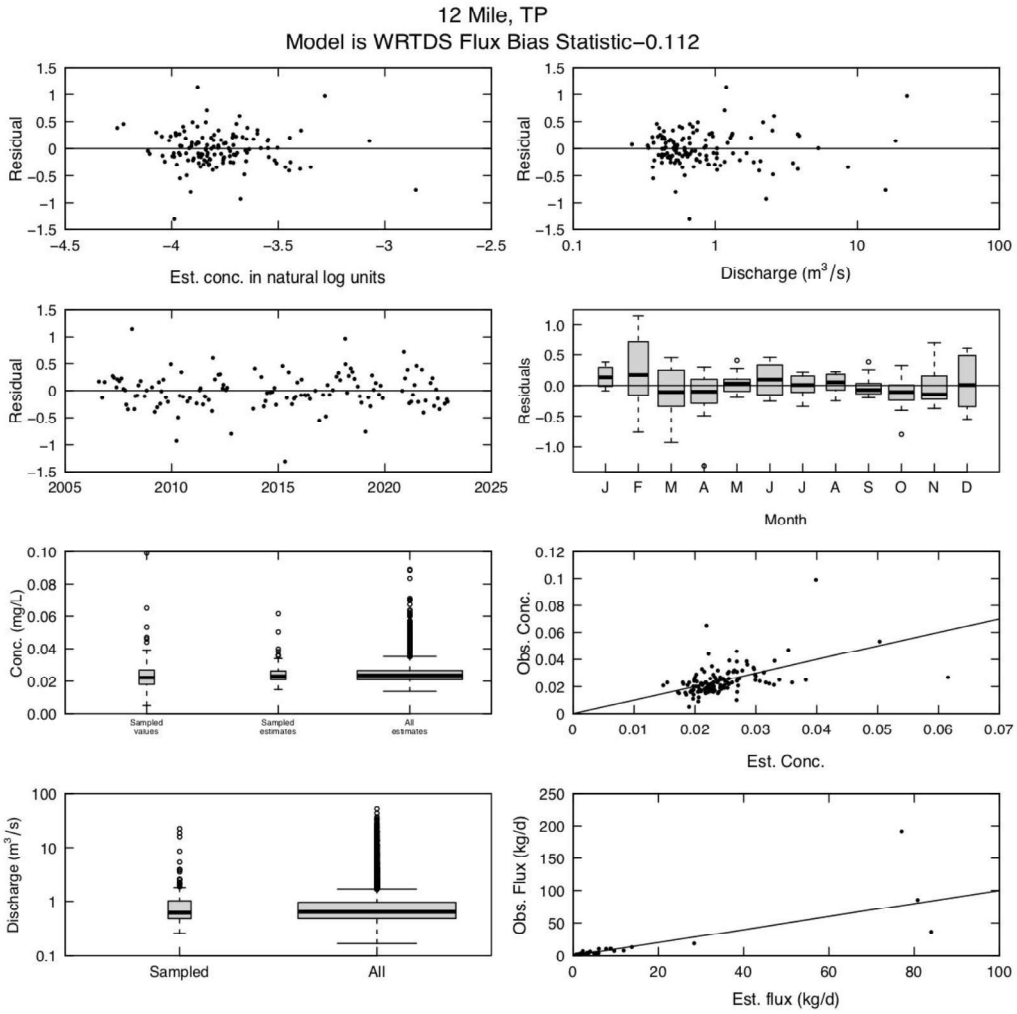
12 Mile, TP
Model is WRTDS Flux Bias Statistic−0.112
Resicual
Est. conc. in natural log units
Resicual
Discharge (m3/s)
Residual
Residuals
J F M A M J J A S O N D
Month
Conc. (mg/L)
Sampled values
Sampled estimates
All estimates
Obs. Conc.
Est. Conc.
Discharge (m3/s)
Sampled
All
Obs. Flux (kg/d)
Est. flux (kg/d)

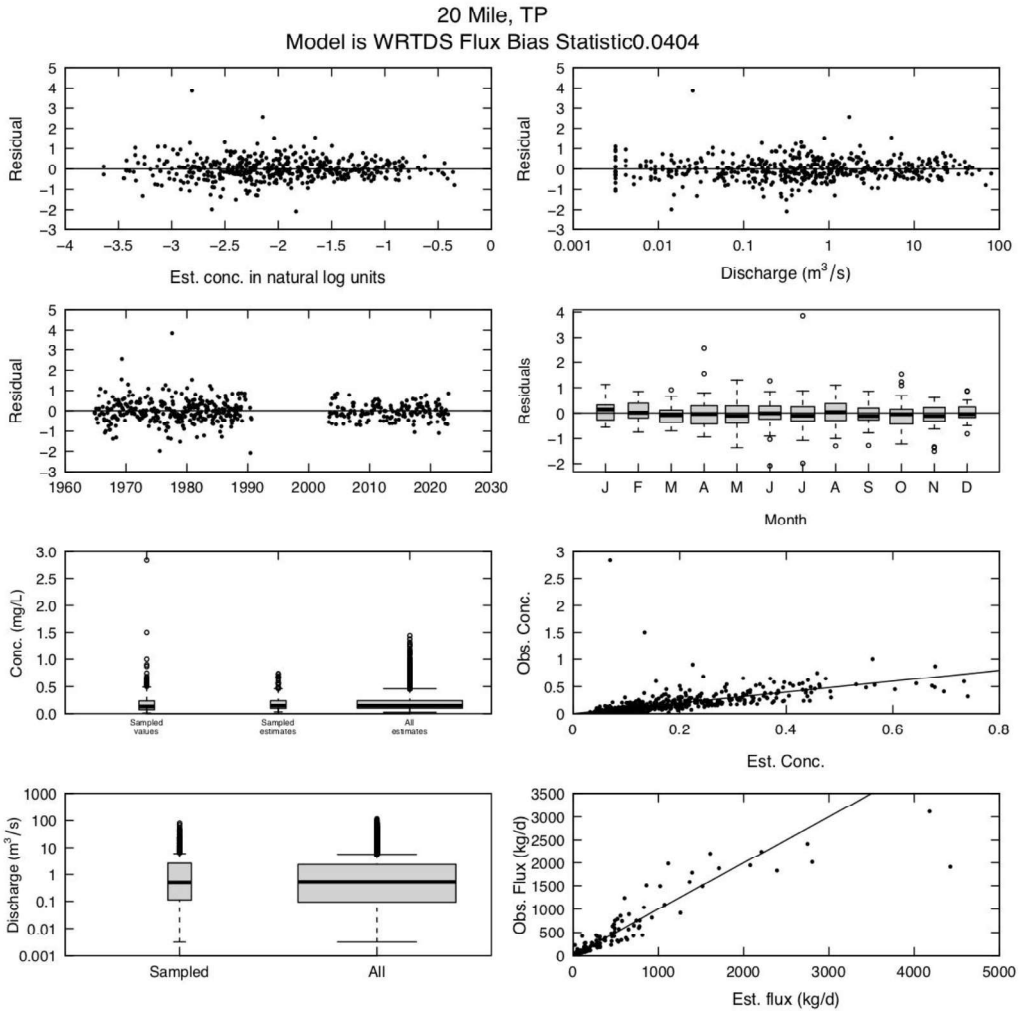
20 Mile, TP
Model is WRTDS Flux Bias Statistic0.0404
Resicual
Est. conc. in natural log units
Resicual
Discharge (m3/s)
Residual
Residuals
J F M A M J J A S O N D
Month
Conc. (mg/L)
Sampled values
Sampled estimates
All estimates
Obs. Conc.
Est. Conc.
Discharge (m3/s)
Sampled
All
Obs. Flux (kg/d)
Est. flux (kg/d)

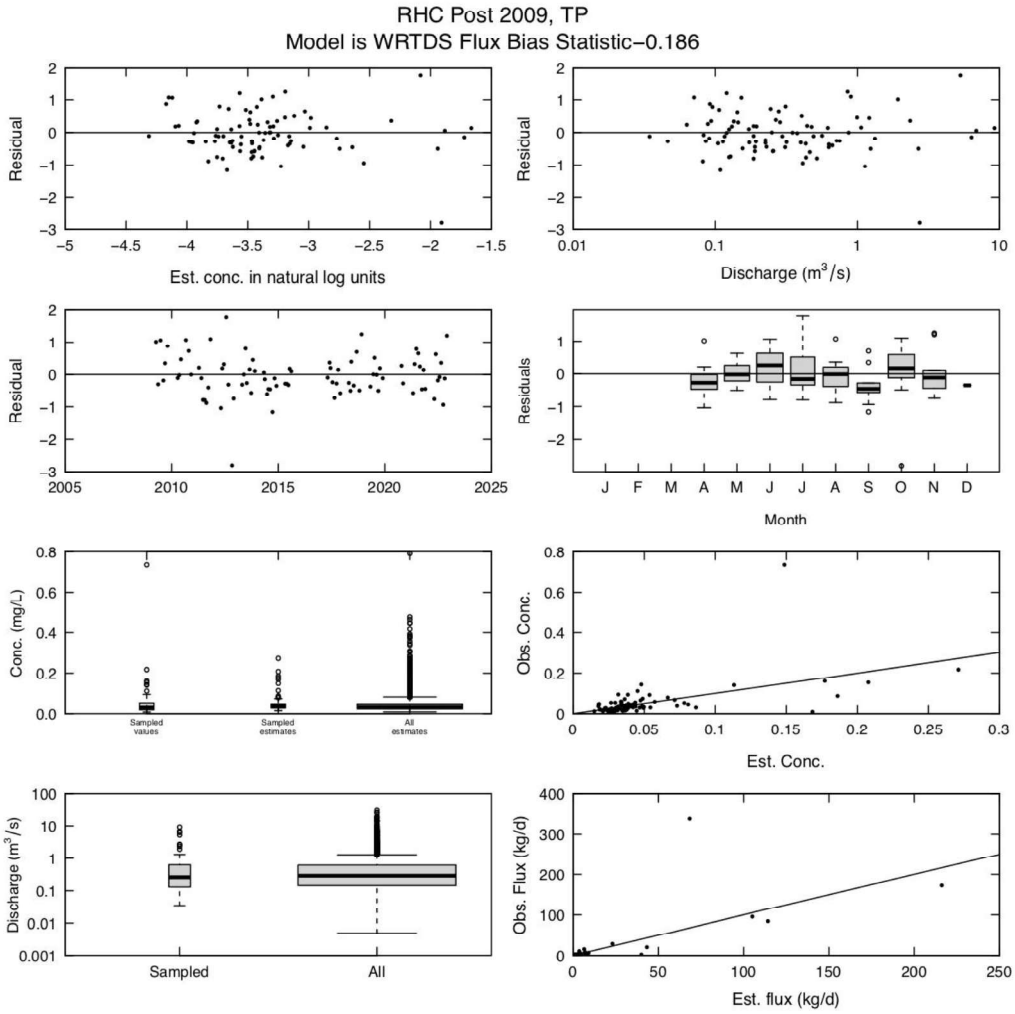
RHC Post 2009, TP
Model is WRTDS Flux Bias Statistic−0.186
Resicual
Est. conc. in natural log units
Resicual
Discharge (m3/s)
Residual
Residuals
Month
J F M A M J J A S O N D
Conc. (mg/L)
Sampled values
Sampled estimates
All estimates
Obs. Conc.
Est. Conc.
Discharge (m3/s)
Sampled
All
Obs. Flux (kg/d)
Est. flux (kg/d)

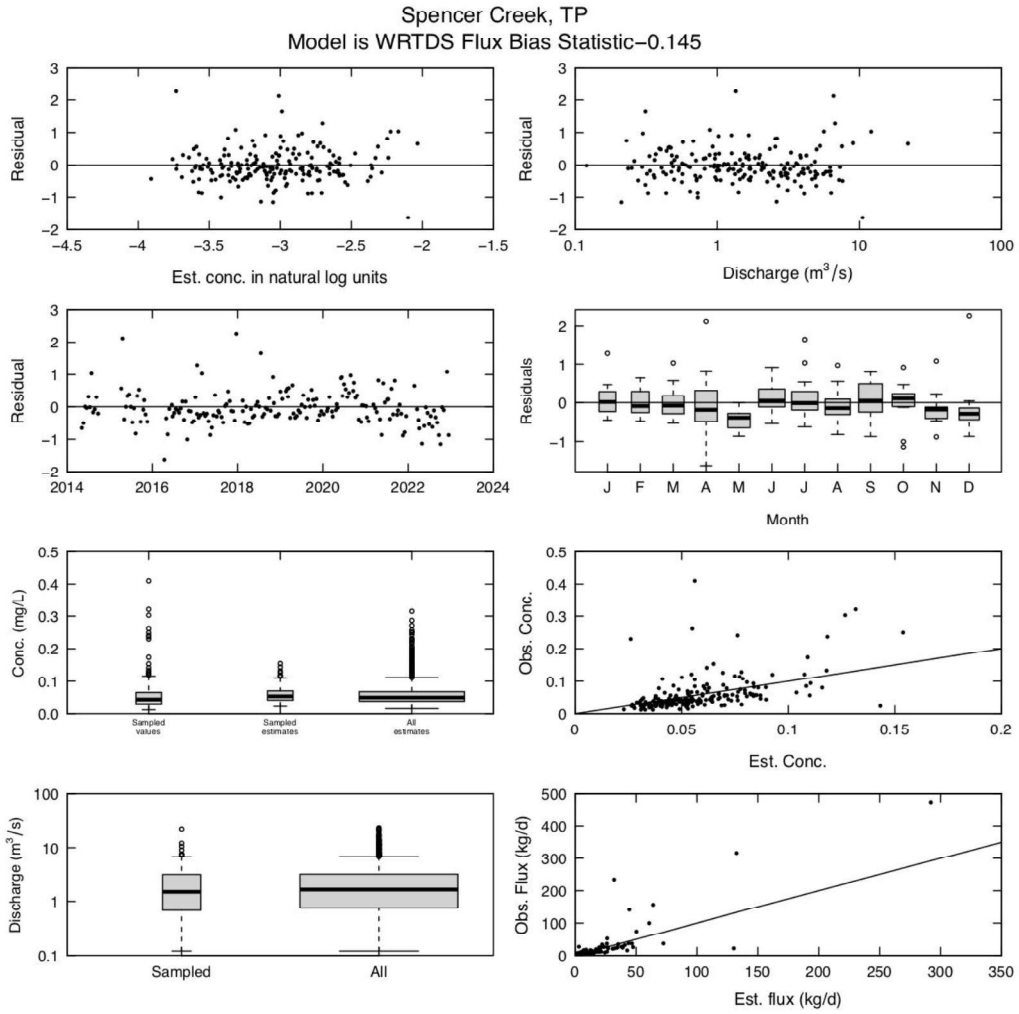
Spencer Creek, TP
Model is WRTDS Flux Bias Statistic−0.145
Resicual
Est. conc. in natural log units
Resicual
Discharge (m3/s)
Residual
Residuals
J F M A M J J A S O N D
Month
Conc. (mg/L)
Sampled values
Sampled estimates
All estimates
Obs. Conc.
Est. Conc.
Discharge (m3/s)
Sampled
All
Obs. Flux (kg/d)
Est. flux (kg/d)

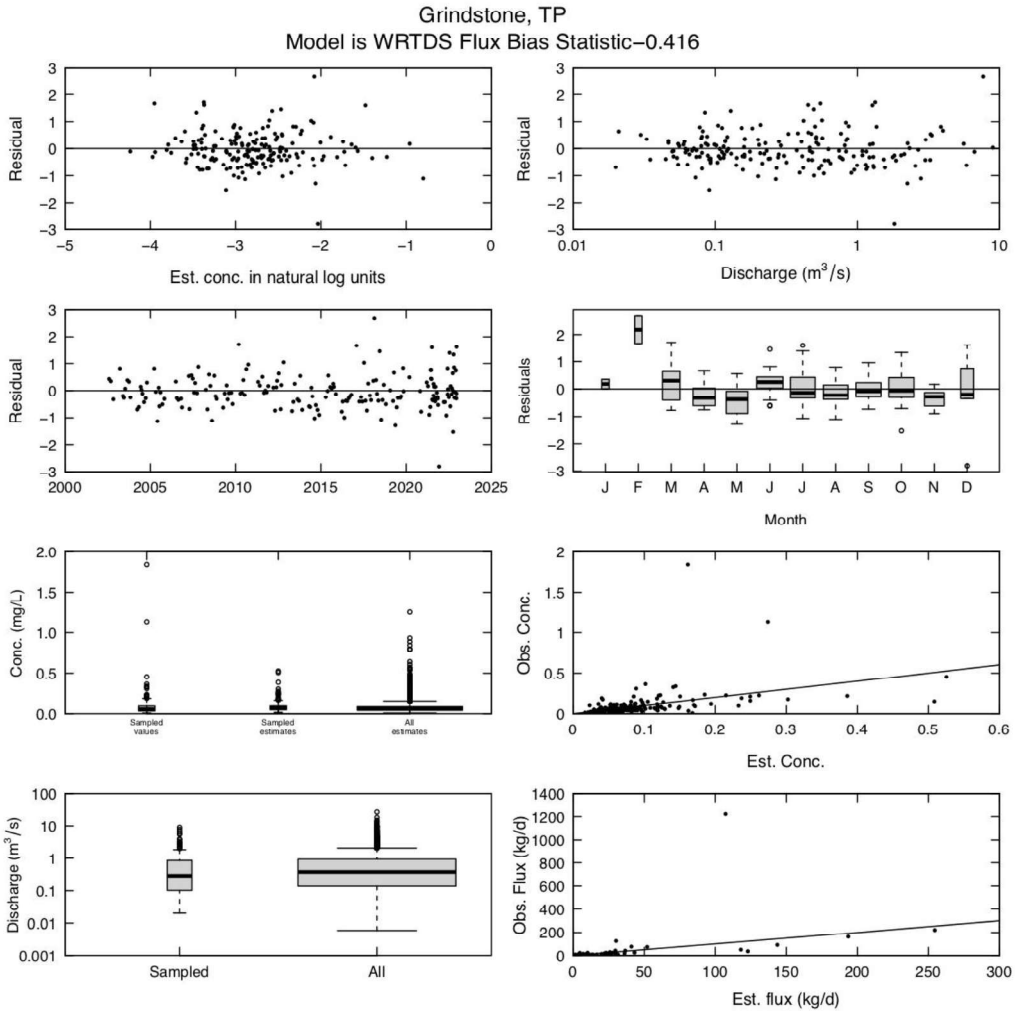
Grindstone, TP
Model is WRTDS Flux Bias Statistic−0.416
Resicual
Est. conc. in natural log units
Resicual
Discharge (m3/s)
Residual
Residuals
J F M A M J J A S O N D
Month
Conc. (mg/L)
Sampled values
Sampled estimates
All estmates
Obs. Conc.
Est. Conc.
Discharge (m3/s)
Sampled
All
Obs. Flux (kg/d)
Est. flux (kg/d)

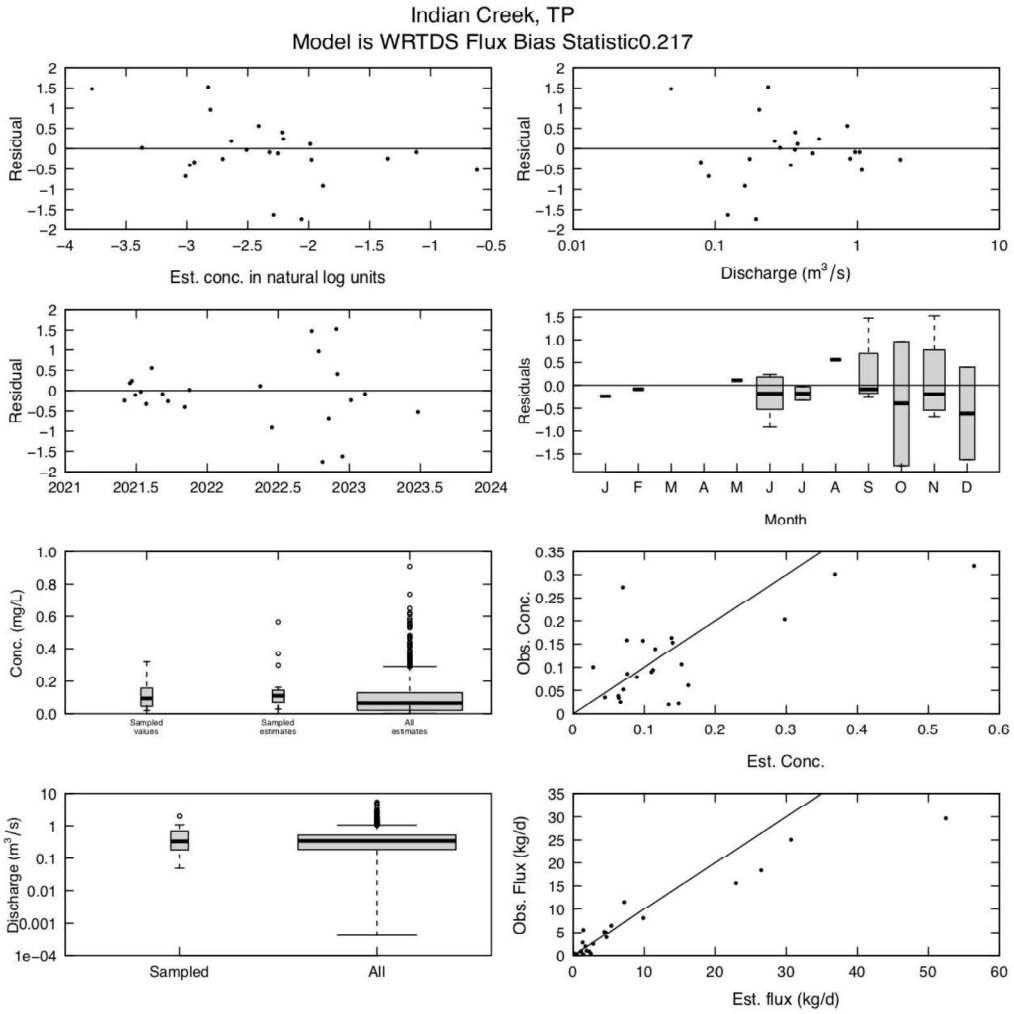
Indian Creek, TP
Model is WRTDS Flux Bias Statistic0.217
Resicual
Est. conc. in natural log units
Resicual
Discharge (m3/s)
Residual
Residuals
J F M A M J J A S O N D
Month
Conc. (mg/L)
Sampled values
Sampled estimates
All estimates
Obs. Conc.
Est. Conc.
Discharge (m3/s)
Sampled
All
Obs. Flux (kg/d)
Est. flux (kg/d)

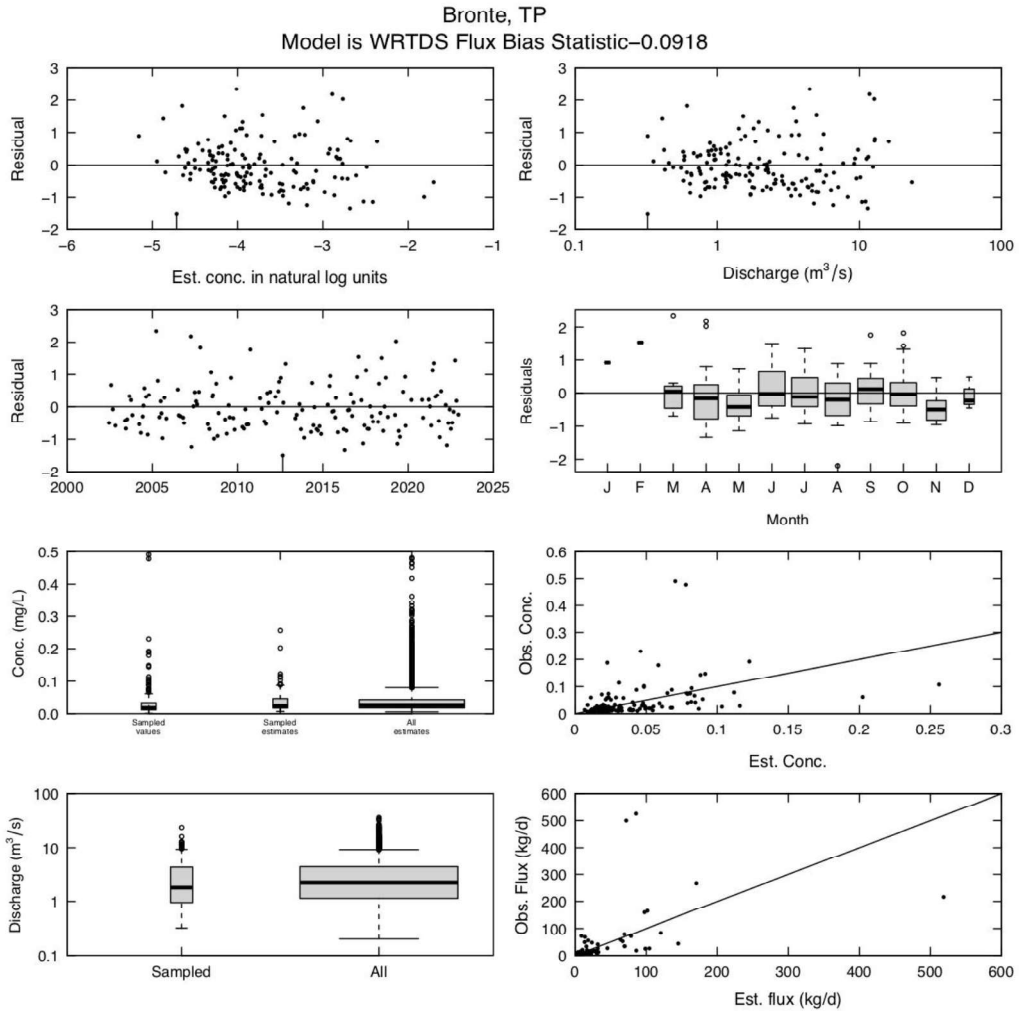
Bronte, TP
Model is WRTDS Flux Bias Statistic−0.0918
Resicual
Est. conc. in natural log units
Resicual
Discharge (m3/s)
Residual
Residuals
J F M A M J J A S O N D
Month
Conc. (mg/L)
Sampled values
Sampled estimates
All estmates
Obs. Conc.
Est. Conc.
Discharge (m3/s)
Sampled
All
Obs. Flux (kg/d)
Est. flux (kg/d)

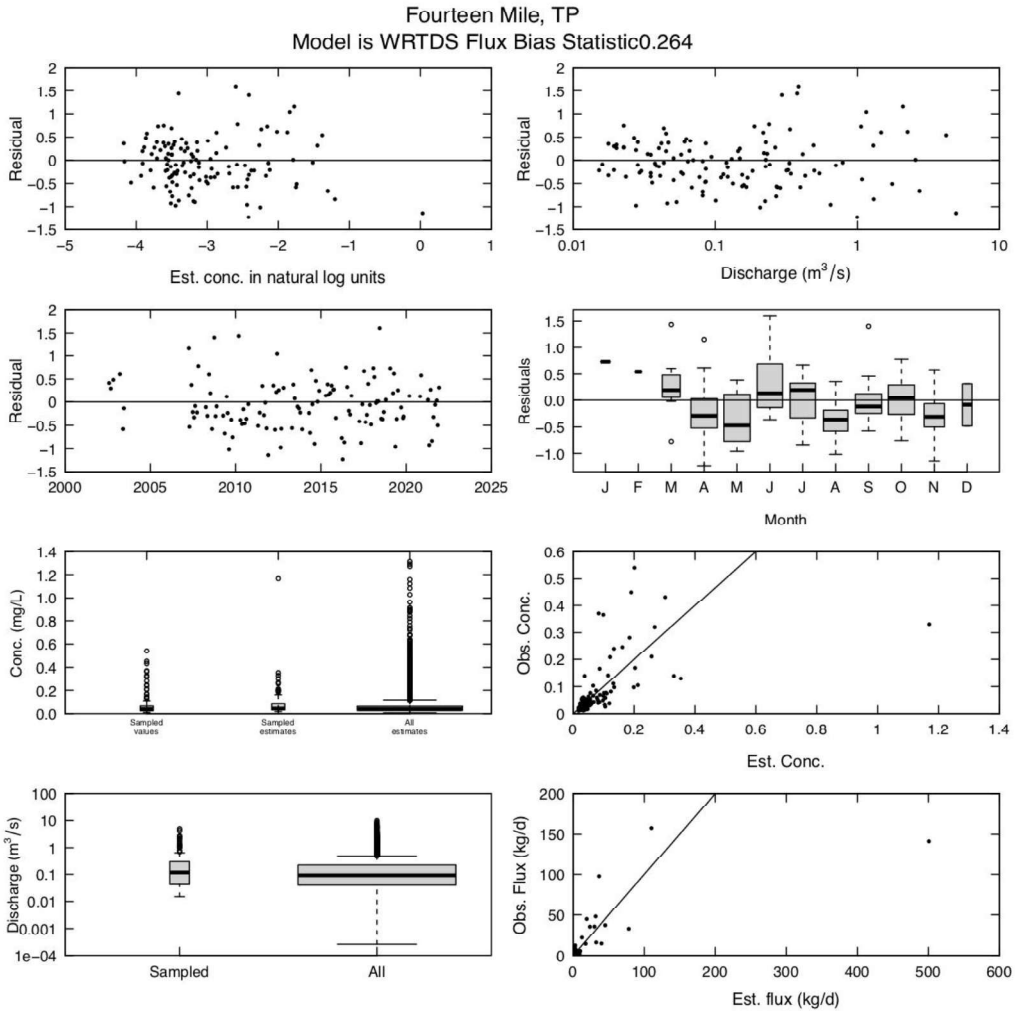
Fourteen Mile, TP
Model is WRTDS Flux Bias Statistic0.264
Resicual
Est. conc. in natural log units
Resicual
Discharge (m3/s)
Residual
Residuals
J F M A M J J A S O N D
Month
Conc. (mg/L)
Sampled values
Sampled estimates
All estimates
Obs. Conc.
Est. Conc.
Discharge (m3/s)
Sampled
All
Obs. Flux (kg/d)
Est. flux (kg/d)

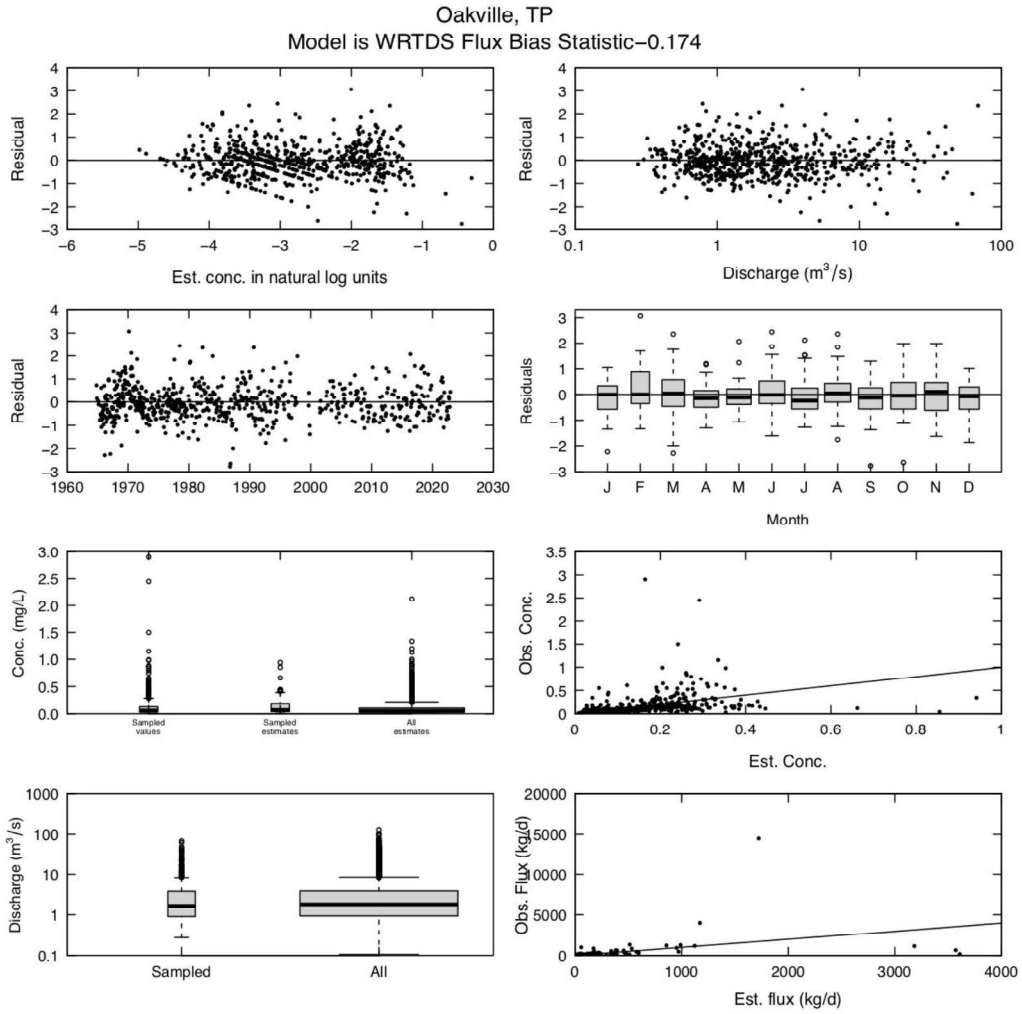
Oakville, TP
Model is WRTDS Flux Bias Statistic−0.174
Resicual
Est. conc. in natural log units
Resicual
Discharge (m3/s)
Residual
Residuals
J F M A M J J A S O N D
Month
Conc. (mg/L)
Sampled values
Sampled estimates
All estimates
Obs. Conc.
Est. Conc.
Discharge (m3/s)
Sampled
All
Obs. Flux (kg/d)
Est. flux (kg/d)

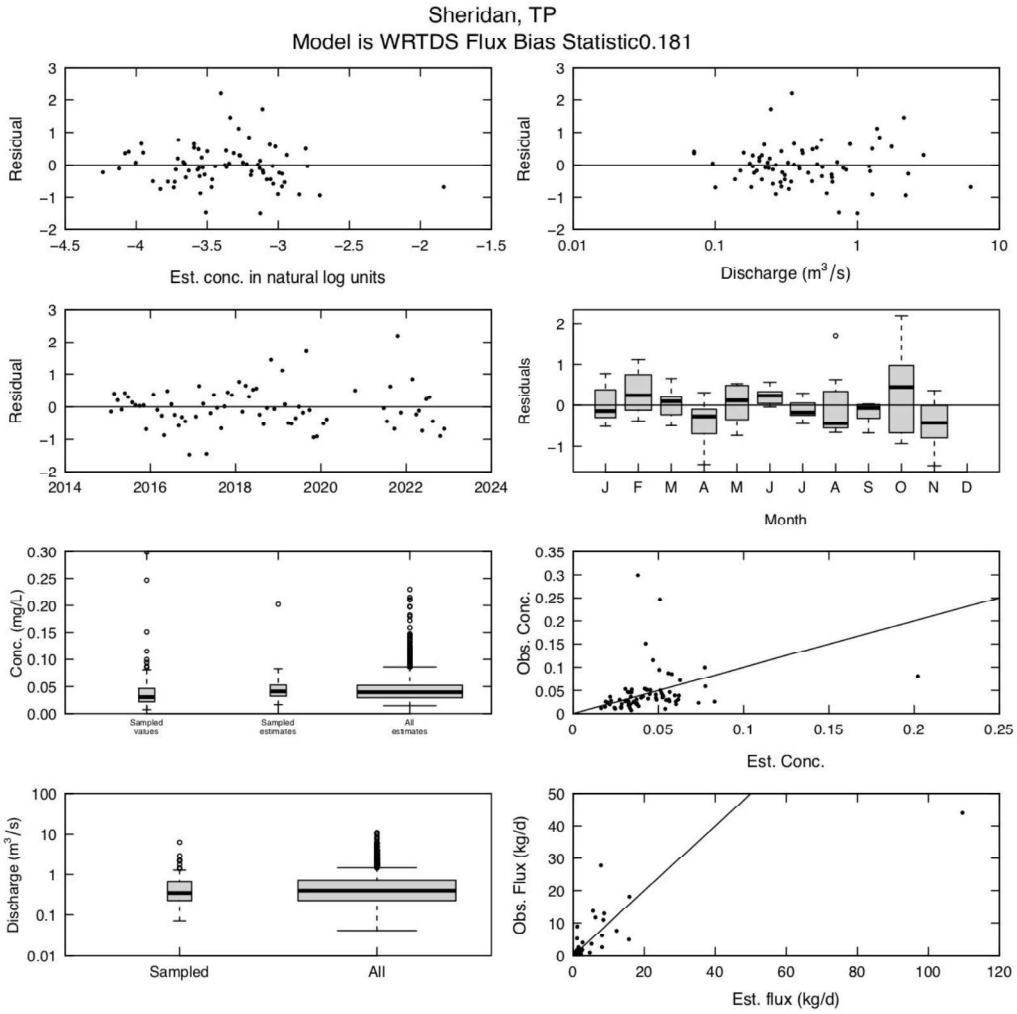
Sheridan, TP
Model is WRTDS Flux Bias Statistic0.181
Resicual
Est. conc. in natural log units
Resicual
Discharge (m3/s)
Residual
Residuals
J F M A M J J A S O N D
Month
Conc. (mg/L)
Sampled values
Sampled estimates
All estimates
Obs. Conc.
Est. Conc.
Discharge (m3/s)
Sampled
All
Obs. Flux (kg/d)
Est. flux (kg/d)

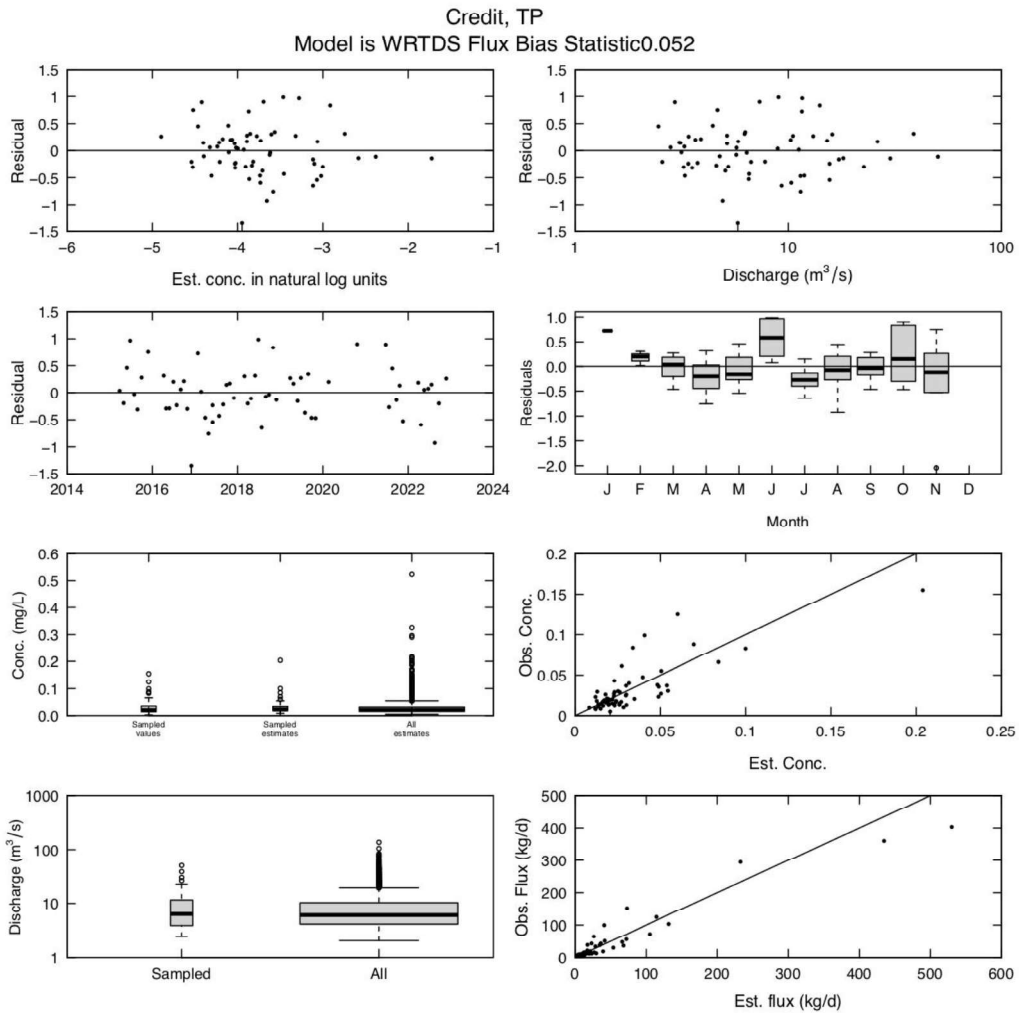
Credit, TP
Model is WRTDS Flux Bias Statistic0.052
Resicual
Est. conc. in natural log units
Resicual
Discharge (m3/s)
Residual
Residuals
Month
J F M A M J J A S O N D
Conc. (mg/L)
Sampled values
Sampled estimates
All estimates
Obs. Conc.
Est. Conc.
Discharge (m3/s)
Sampled
All
Obs. Flux (kg/d)
Est. flux (kg/d)

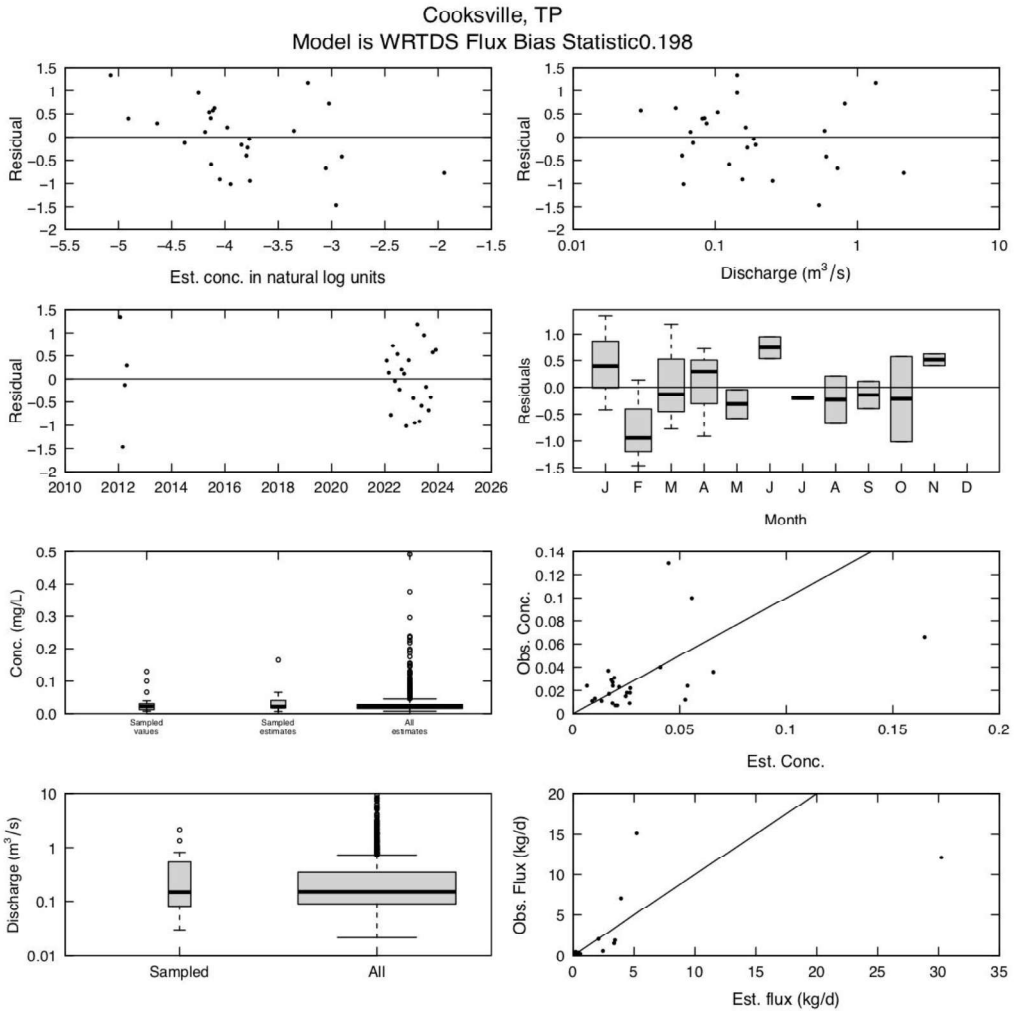
Cooksville, TP
Model is WRTDS Flux Bias Statistic0.198
Resicual
Est. conc. in natural log units
Discharge (m3/s)
Residual
Residuals
Month
J F M A M J J A S O N D
Conc. (mg/L)
Sampled values
Sampled estimates
All estimates
Obs. Conc.
Est. Conc.
Discharge (m3/s)
Sampled
All
Obs. Flux (kg/d)
Est. flux (kg/d)

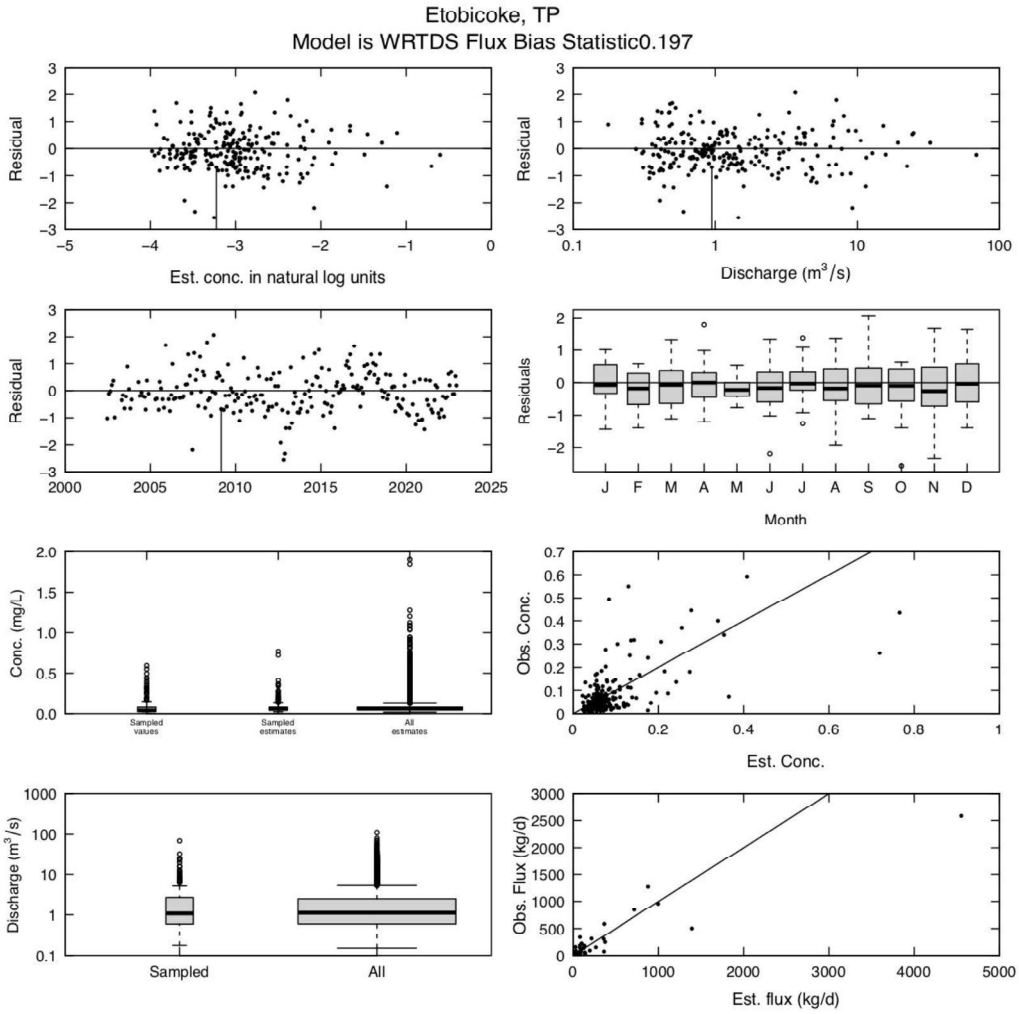
Etobicoke, TP
Model is WRTDS Flux Bias Statistic0.197
Resicual
Est. conc. in natural log units
Resicual
Discharge (m3/s)
Residual
Residuals
J F M A M J J A S O N D
Month
Conc. (mg/L)
Sampled values
Sampled estimates
All estimates
Obs. Conc.
Est. Conc.
Discharge (m3/s)
Sampled
All
Obs. Flux (kg/d)
Est. flux (kg/d)

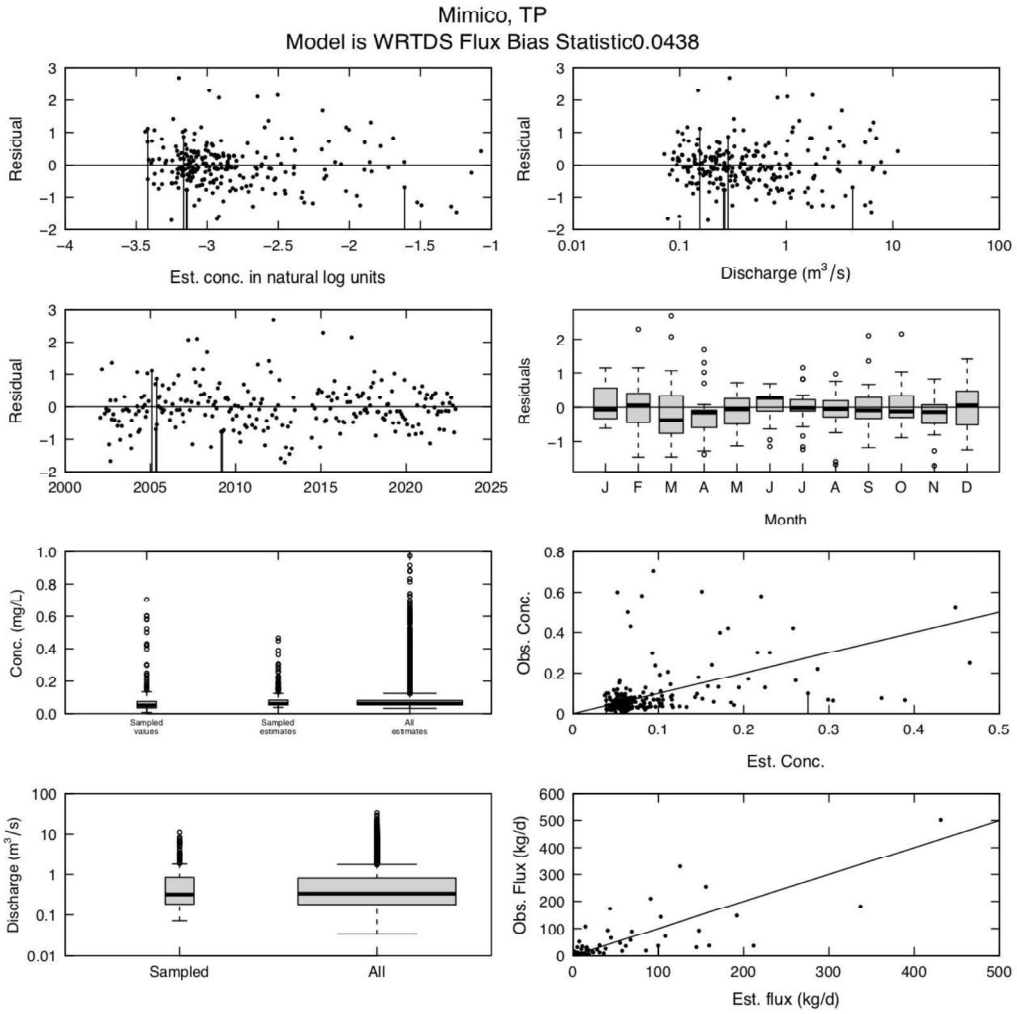
Mimico, TP
Model is WRTDS Flux Bias Statistic0.0438
Resicual
Est. conc. in natural log units
Resictual
Discharge (m3/s)
Residual
Residuals
Month
J F M A M J J A S O N D
Conc. (mg/L)
Sampled values
Sampled estimates
All estmates
Obs. Conc.
Est. Conc.
Discharge (m3/s)
Sampled
All
Obs. Flux (kg/d)
Est. flux (kg/d)

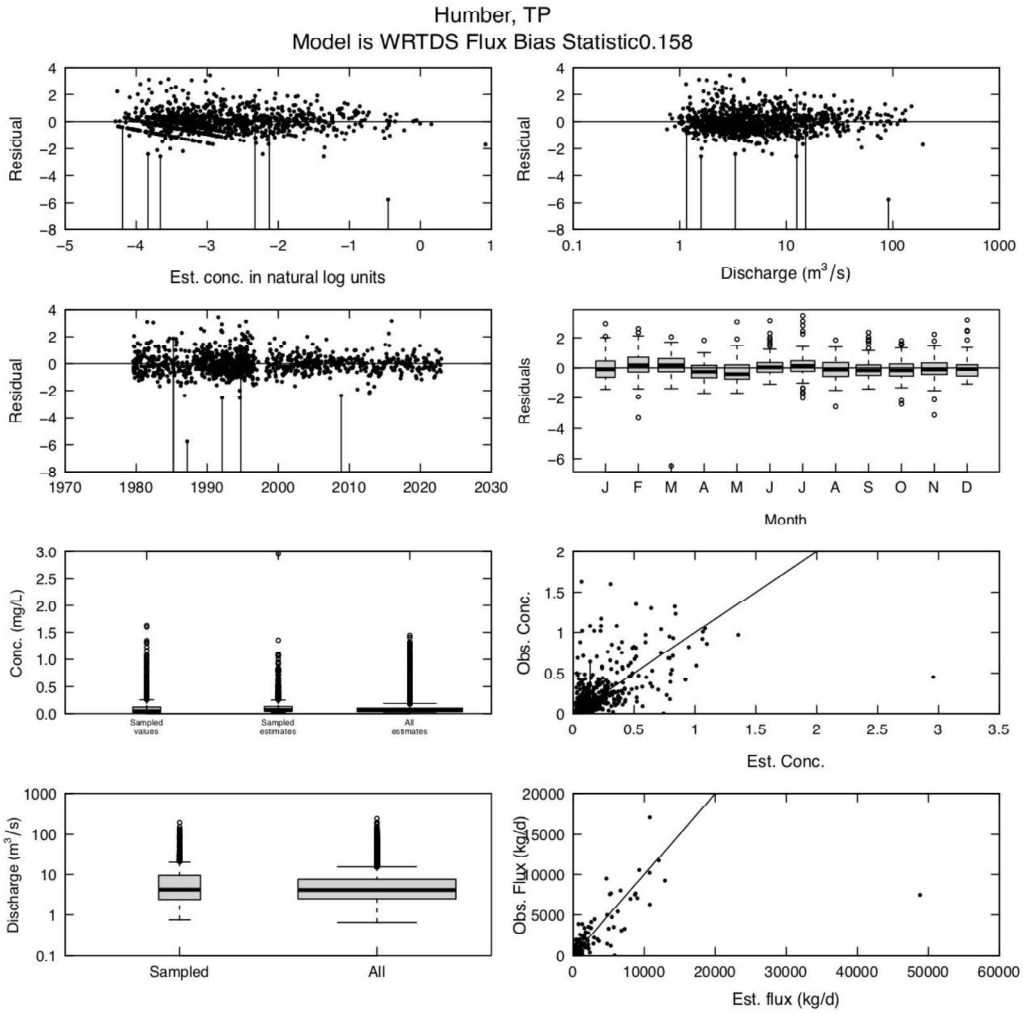
Humber, TP
Model is WRTDS Flux Bias Statistic0.158
Resicual
Est. conc. in natural log units
Discharge (m3/s)
Residual
Residuals
Month
J F M A M J J A S O N D
Conc. (mg/L)
Sampled values
Sampled estimates
All estimates
Obs. Conc.
Est. Conc.
Discharge (m3/s)
Sampled
All
Obs. Flux (kg/d)
Est. flux (kg/d)

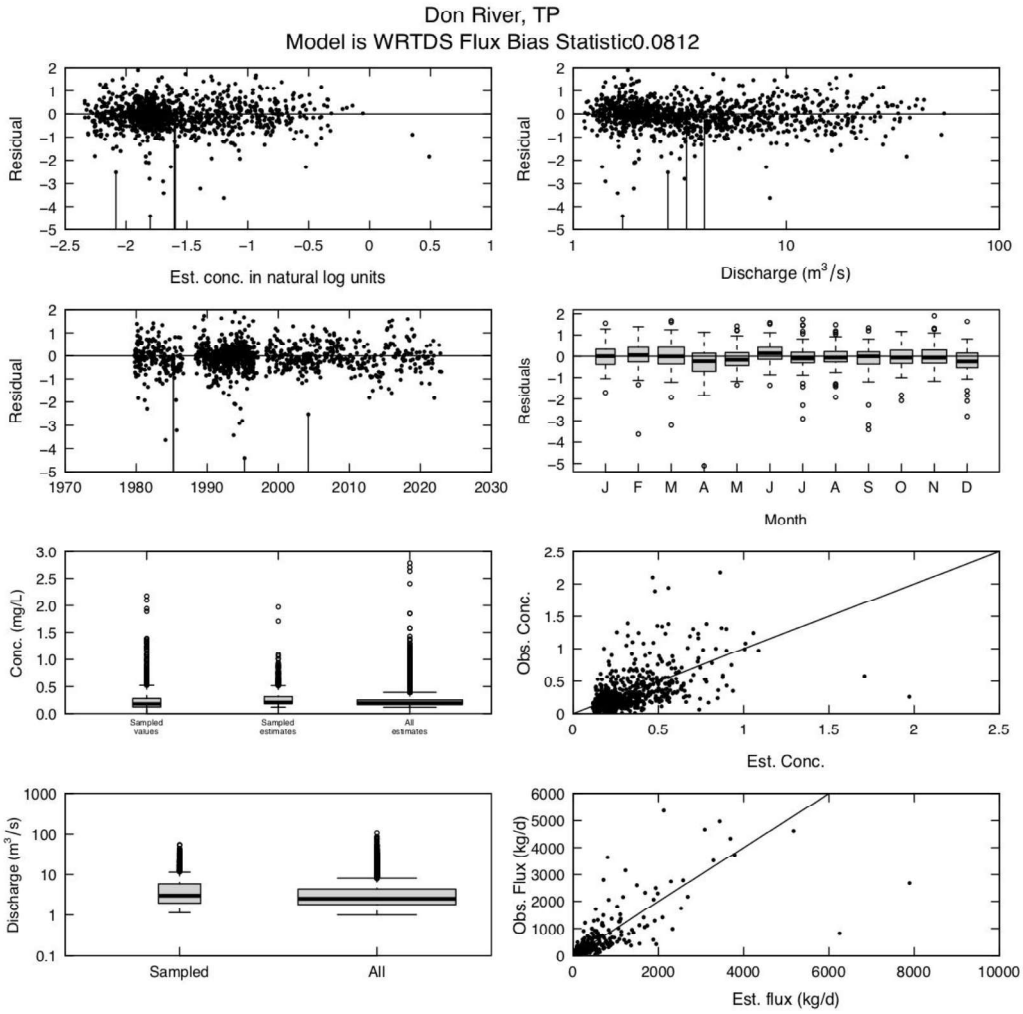
Don River, TP
Model is WRTDS Flux Bias Statistic0.0812
Resicual
Est. conc. in natural log units
Resicual
Discharge (m3/s)
Residual
Residuals
Month
J F M A M J J A S O N D
Conc. (mg/L)
Sampled values
Sampled estimates
All estimates
Obs. Conc.
Est. Conc.
Discharge (m3/s)
Sampled
All
Obs. Flux (kg/d)
Est. flux (kg/d)

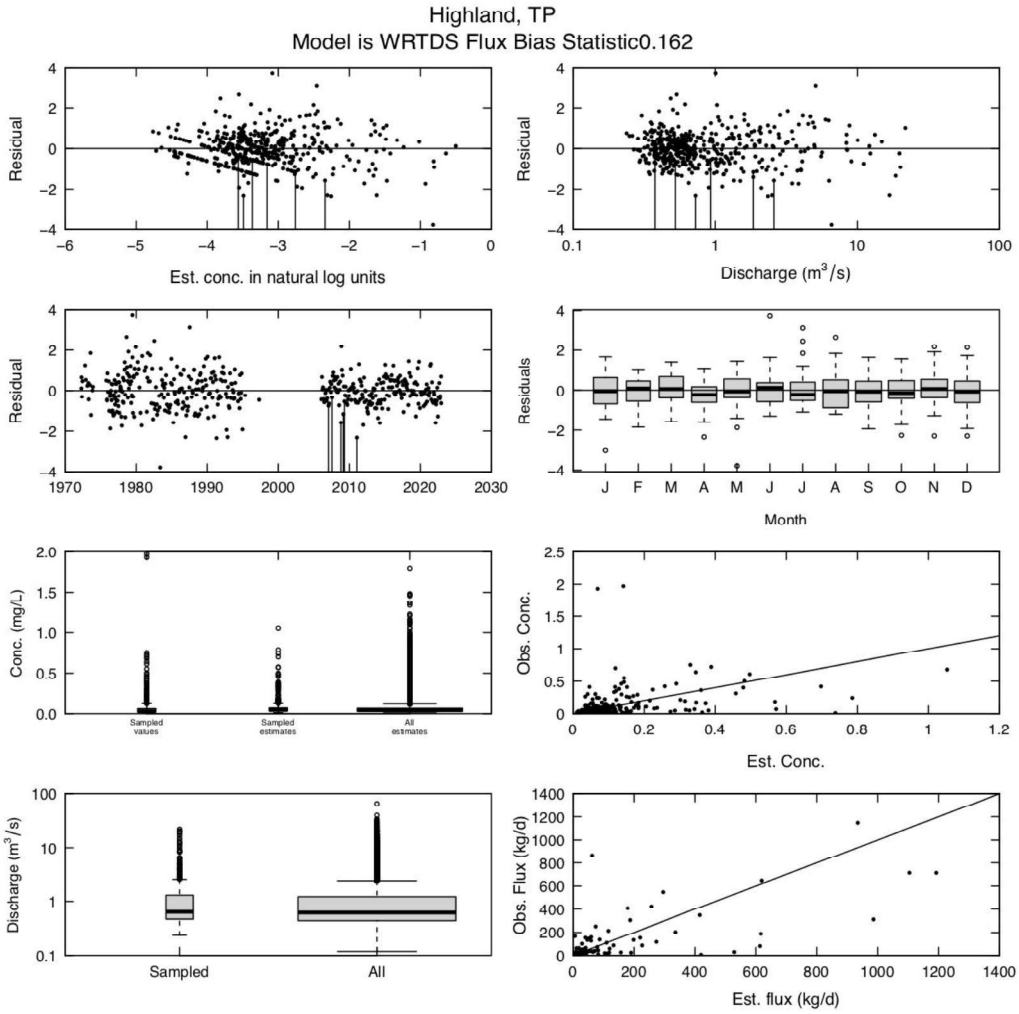
Highland, TP
Model is WRTDS Flux Bias Statistic0.162
Resicual
Est. conc. in natural log units
Resicual
Discharge (m3/s)
Residual
Residuals
Month
J F M A M J J A S O N D
Conc. (mg/L)
Sampled values
Sampled estimates
All estimates
Obs. Conc.
Est. Conc.
Discharge (m3/s)
Sampled
All
Obs. Flux (kg/d)
Est. flux (kg/d)

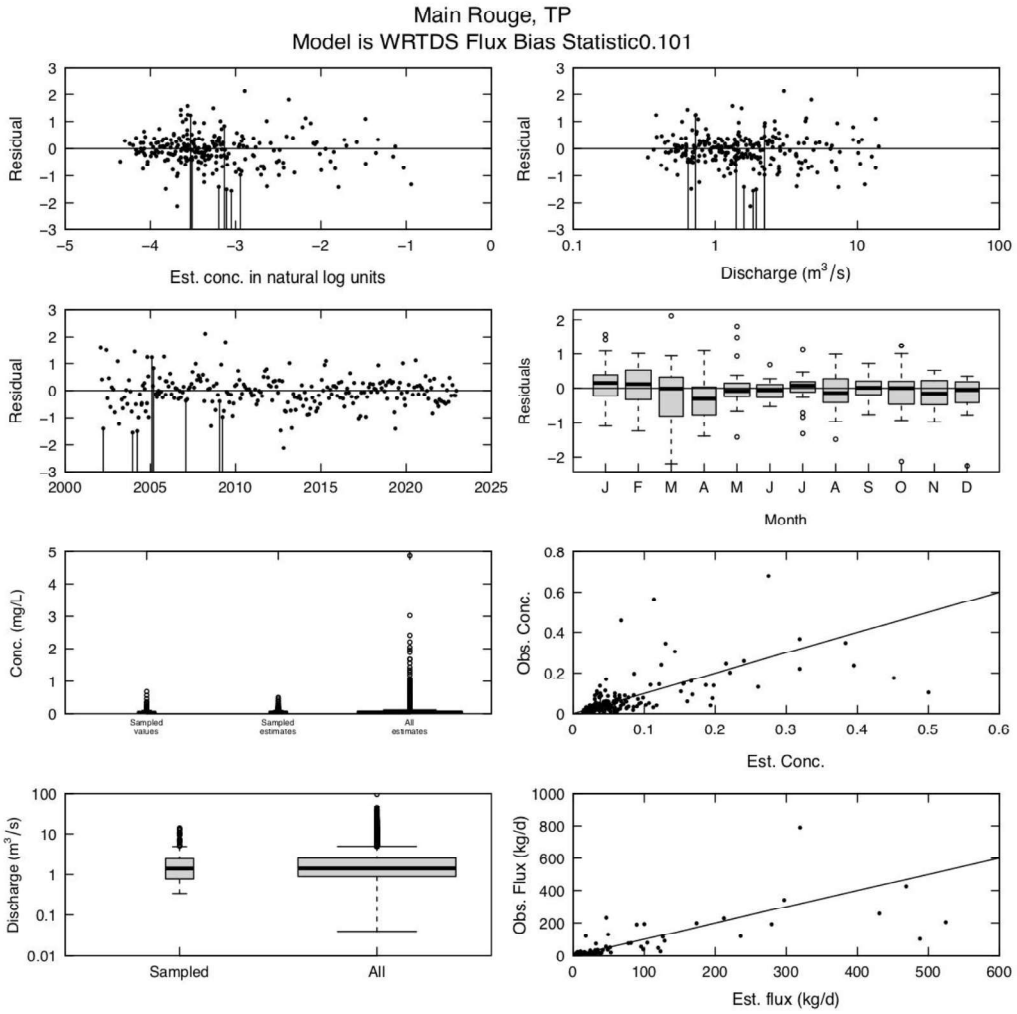
Main Rouge, TP
Model is WRTDS Flux Bias Statistic0.101
Resicual
Est. conc. in natural log units
Resicual
Discharge (m3/s)
Residual
Residuals
J F M A M J J A S O N D
Month
Conc. (mg/L)
Sampled values
Sampled estimates
All estimates
Obs. Conc.
Est. Conc.
Discharge (m3/s)
Sampled
All
Obs. Flux (kg/d)
Est. flux (kg/d)

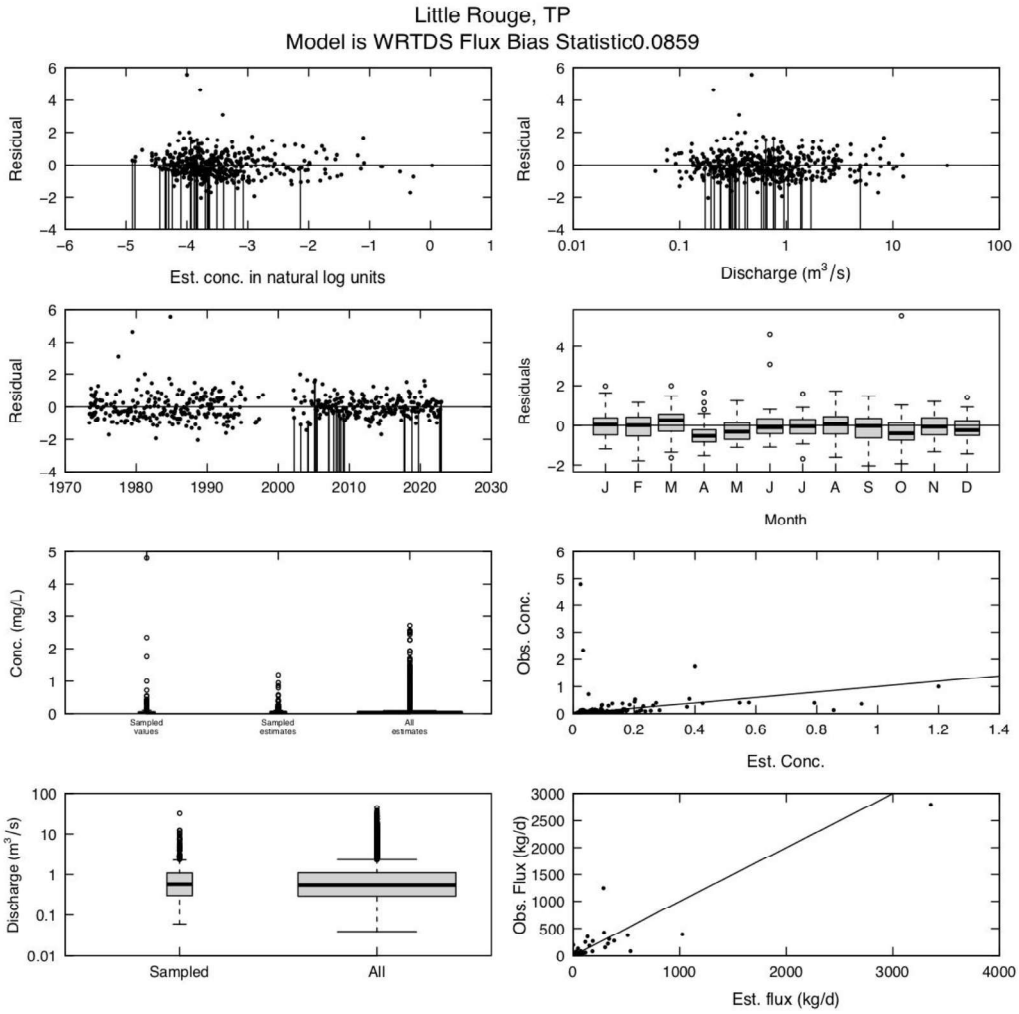
Little Rouge, TP
Model is WRTDS Flux Bias Statistic0.0859
Resicual
Est. conc. in natural log units
Discharge (m3/s)
Residual
Residuals
J F M A M J J A S O N D
Month
Conc. (mg/L)
Sampled values
Sampled estimates
All estimates
Obs. Conc.
Est. Conc.
Discharge (m3/s)
Sampled
All
Obs. Flux (kg/d)
Est. flux (kg/d)

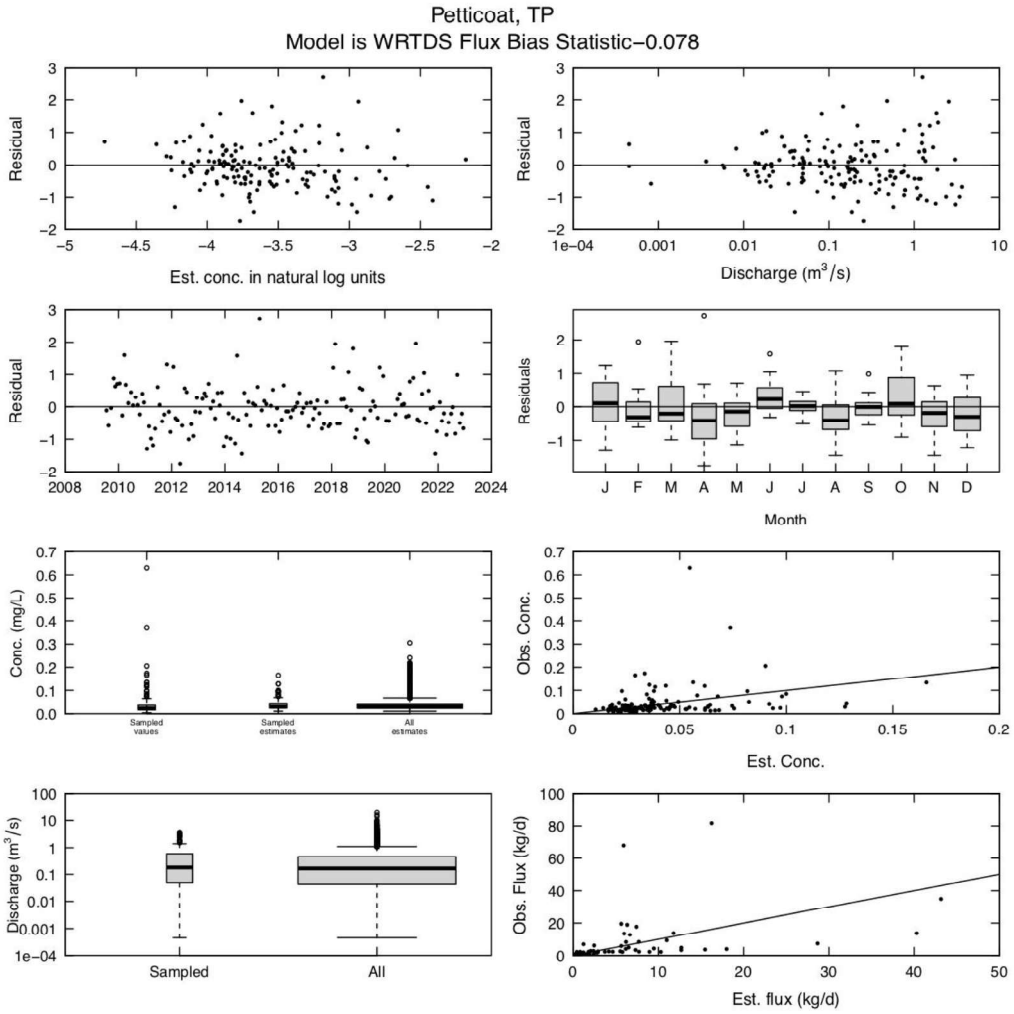
Petticoat, TP
Model is WRTDS Flux Bias Statistic−0.078
Resicual
Est. conc. in natural log units
Resicual
Discharge (m3/s)
Residual
Residuals
J F M A M J J A S O N D
Month
Conc. (mg/L)
Sampled values
Sampled estimates
All estimates
Obs. Conc.
Est. Conc.
Discharge (m3/s)
Sampled
All
Obs. Flux (kg/d)
Est. flux (kg/d)

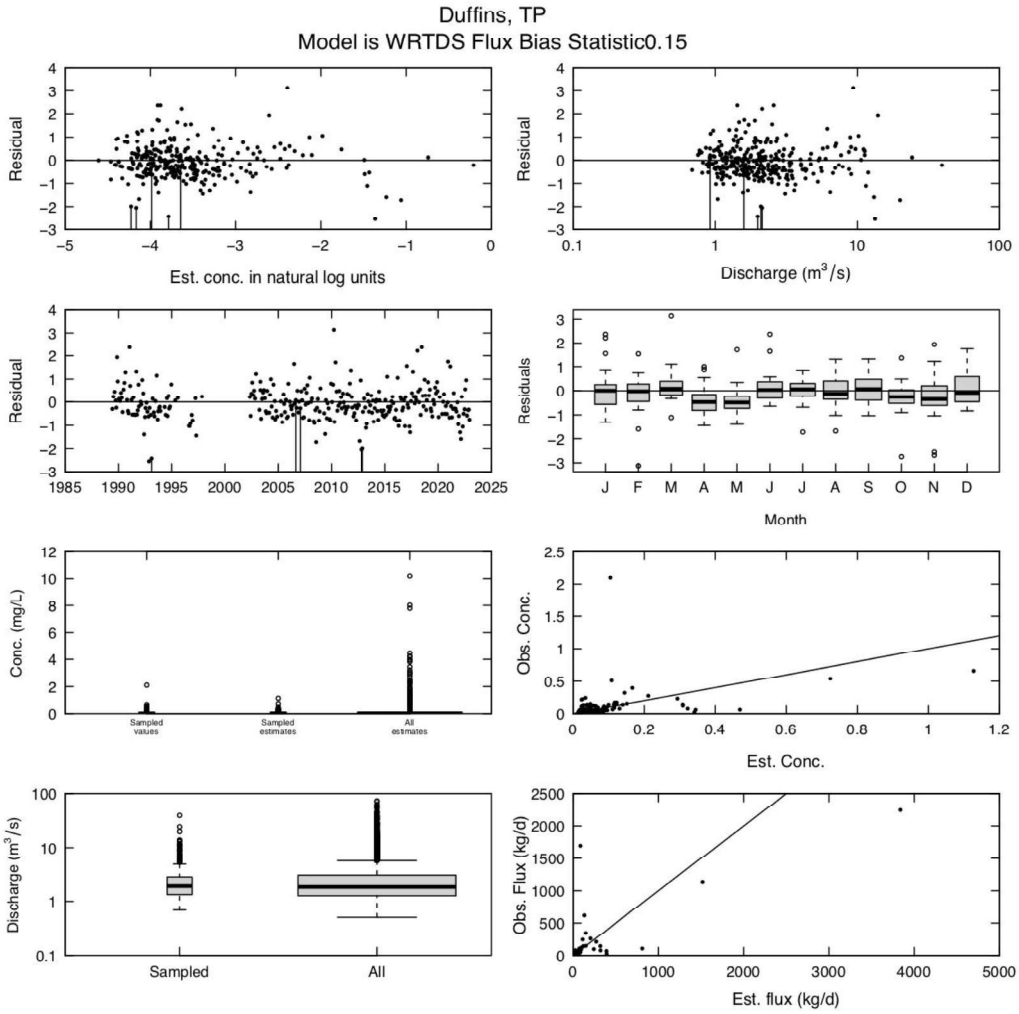
Duffins, TP
Model is WRTDS Flux Bias Statistic0.15
Resicual
Est. conc. in natural log units
Resicual
Discharge (m3/s)
Residual
Residuals
J F M A M J J A S O N D
Month
Conc. (mg/L)
Sampled values
Sampled estimates
All estimates
Obs. Conc.
Est. Conc.
Discharge (m3/s)
Sampled
All
Obs. Flux (kg/d)
Est. flux (kg/d)

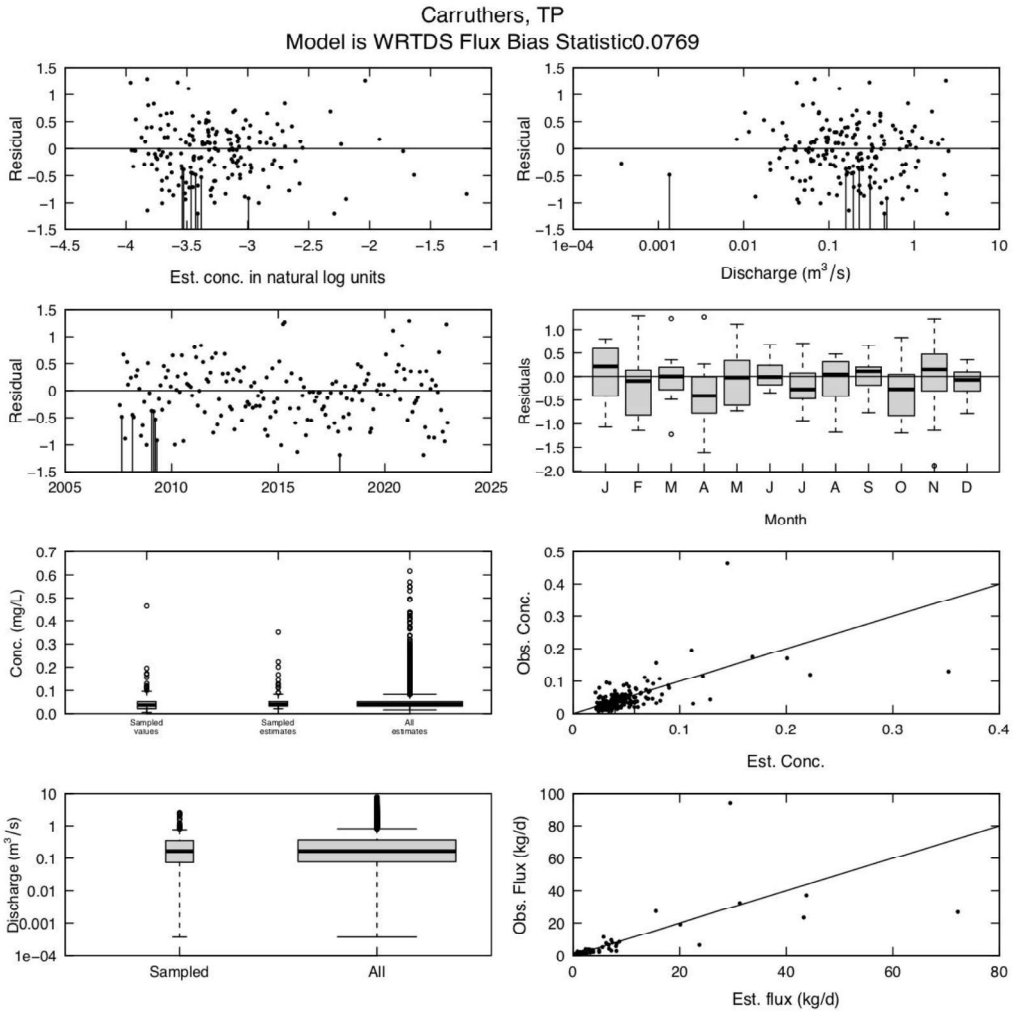
Carruthers, TP
Model is WRTDS Flux Bias Statistic0.0769
Resicual
Est. conc. in natural log units
Resicual
Discharge (m3/s)
Residual
Residuals
J F M A M J J A S O N D
Month
Conc. (mg/L)
Sampled values
Sampled estimates
All estimates
Obs. Conc.
Est. Conc.
Discharge (m3/s)
Sampled
All
Obs. Flux (kg/d)
Est. flux (kg/d)

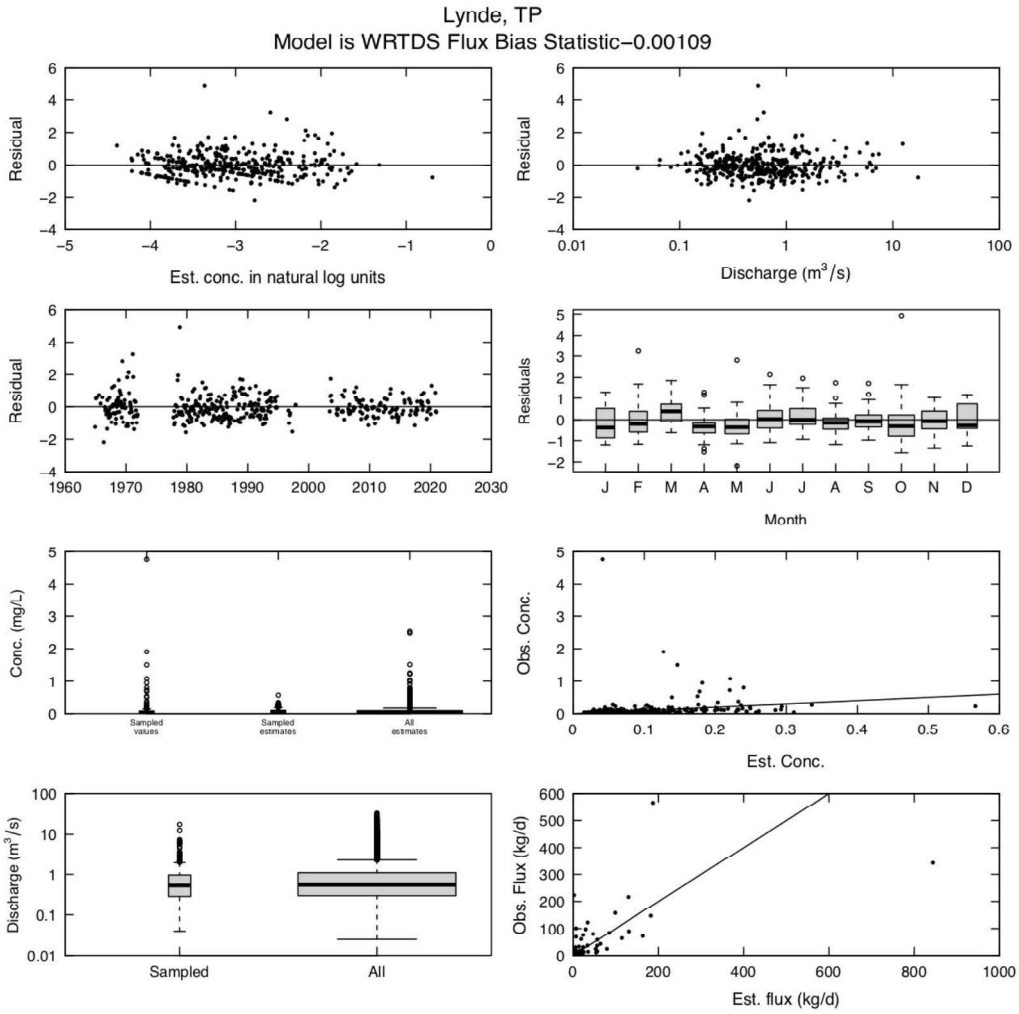
Lynde, TP
Model is WRTDS Flux Bias Statistic−0.00109
Resicual
Est. conc. in natural log units
Resicual
Discharge (m3/s)
Residual
Residuals
J F M A M J J A S O N D
Month
Conc. (mg/L)
Sampled values
Sampled estimates
All estimates
Obs. Conc.
Est. Conc.
Discharge (m3/s)
Sampled
All
Obs. Flux (kg/d)
Est. flux (kg/d)

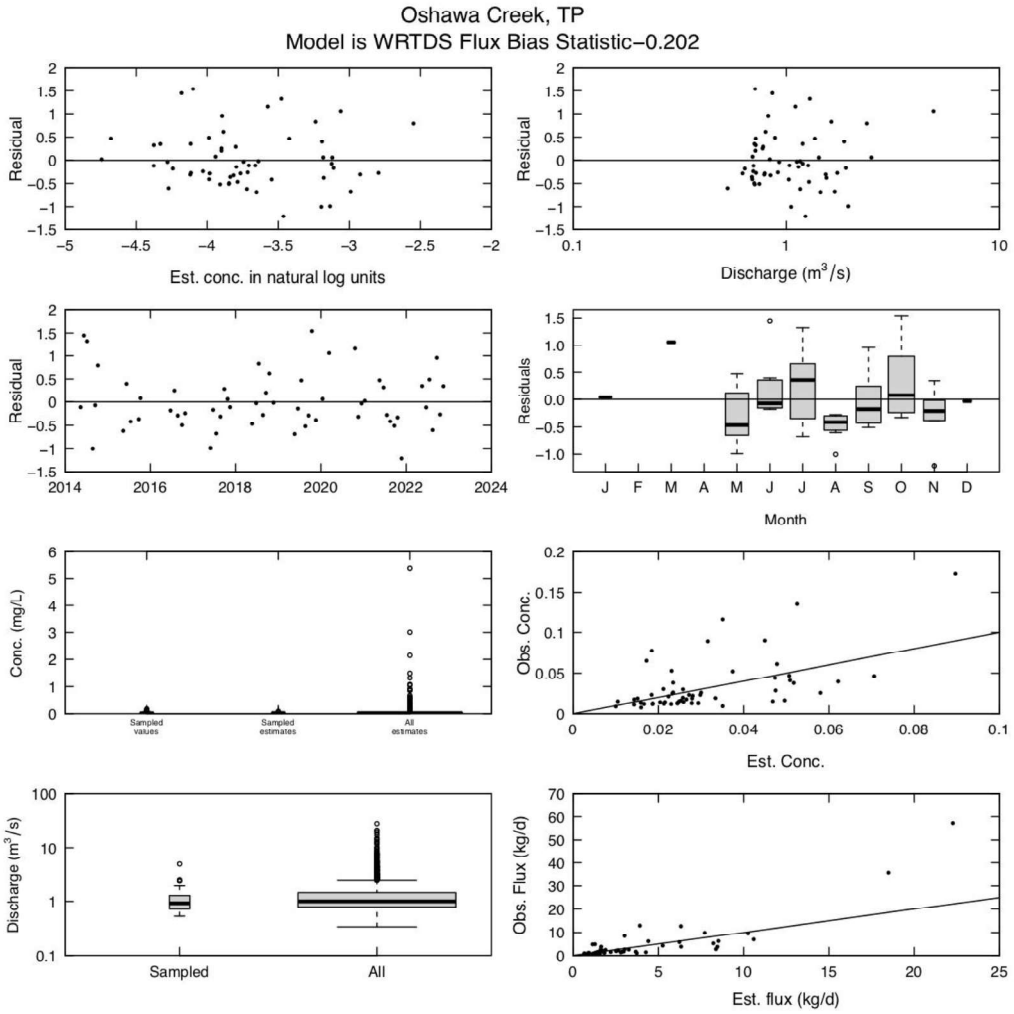
Oshawa Creek, TP
Model is WRTDS Flux Bias Statistic−0.202
Resicual
Est. conc. in natural log units
Discharge (m3/s)
Residual
Residuals
J F M A M J J A S O N D
Month
Conc. (mg/L)
Sampled values
Sampled estimates
All estimates
Obs. Conc.
Est. Conc.
Discharge (m3/s)
Sampled
All
Obs. Flux (kg/d)
Est. flux (kg/d)

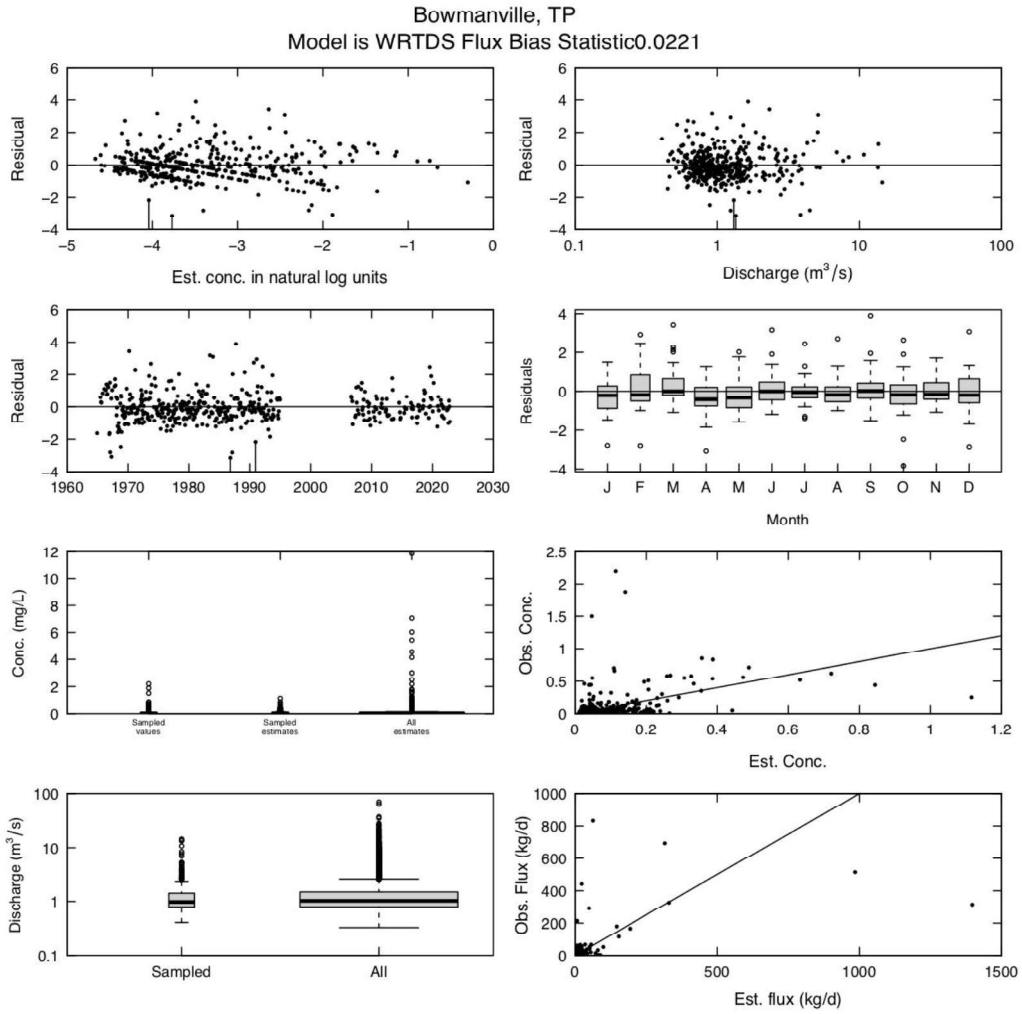
Bowmanville, TP
Model is WRTDS Flux Bias Statistic0.0221
Resicual
Est. conc. in natural log units
Resicual
Discharge (m3/s)
Residual
Residuals
J F M A M J J A S O N D
Month
Conc. (mg/L)
Sampled values
Sampled estimates
All estimates
Obs. Conc.
Est. Conc.
Discharge (m3/s)
Sampled
All
Obs. Flux (kg/d)
Est. flux (kg/d)

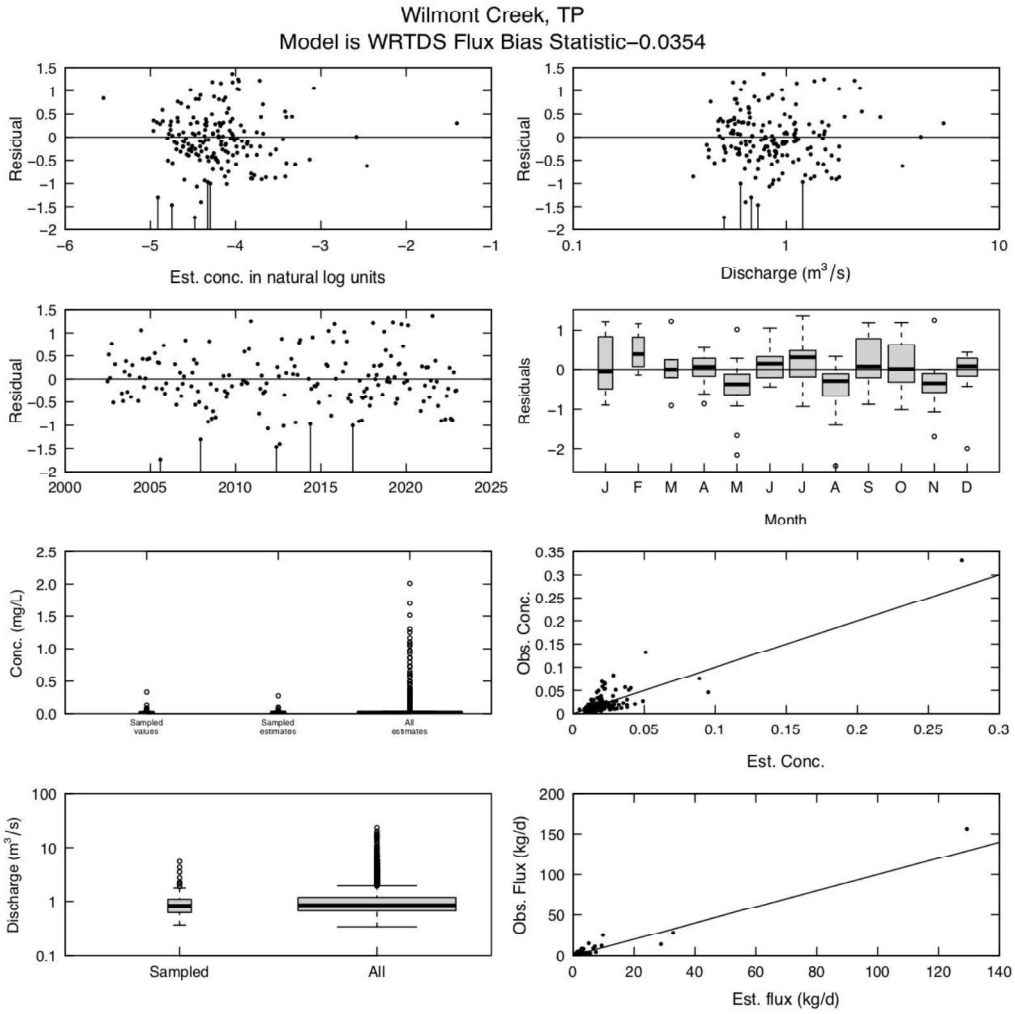
Wilmont Creek, TP
Model is WRTDS Flux Bias Statistic−0.0354
Resicual
Est. conc. in natural log units
Discharge (m3/s)
Residual
Residuals
Month
J F M A M J J A S O N D
Conc. (mg/L)
Sampled values
Sampled estimates
All estimates
Obs. Conc.
Est. Conc.
Discharge (m3/s)
Sampled
All
Obs. Flux (kg/d)
Est. flux (kg/d)

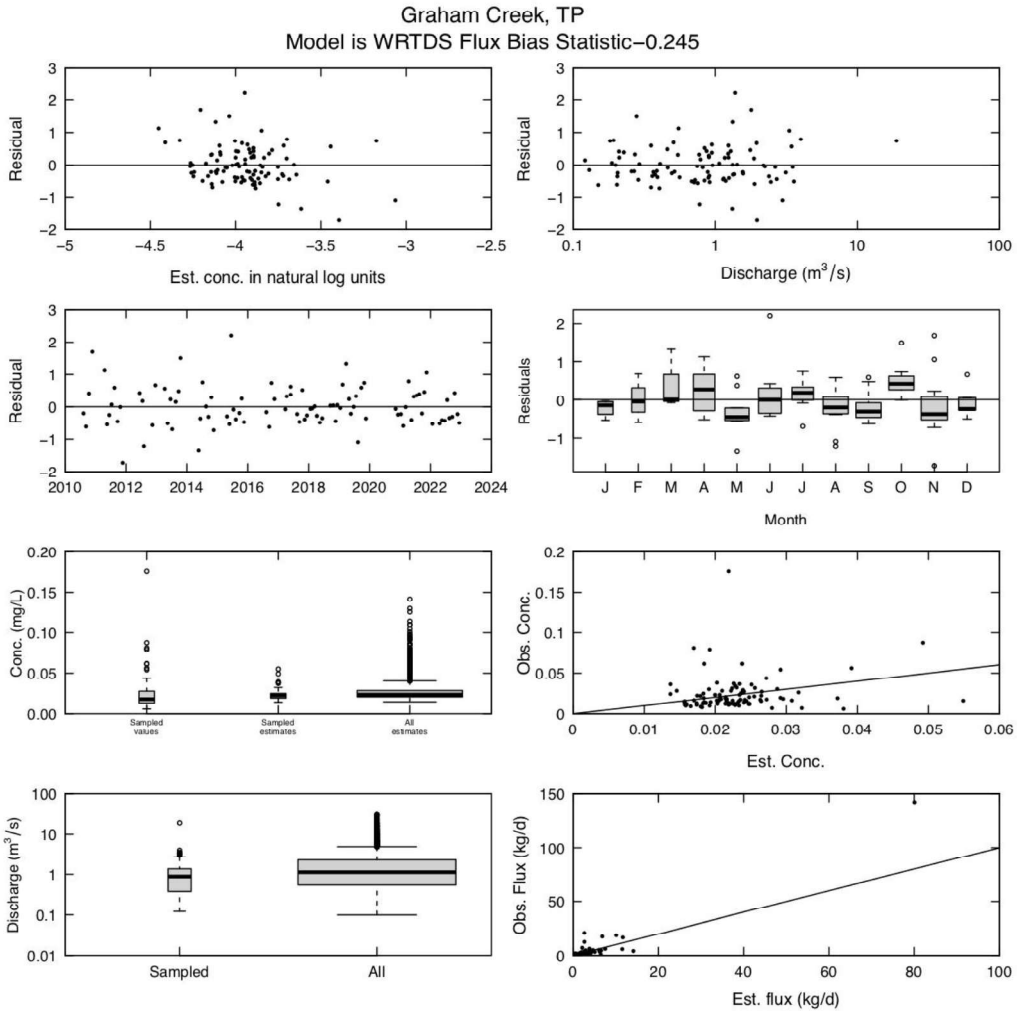
Graham Creek, TP
Model is WRTDS Flux Bias Statistic−0.245
Resicual
Est. conc. in natural log units
Resicual
Discharge (m3/s)
Residual
Residuals
J F M A M J J A S O N D
Month
Conc. (mg/L)
Sampled values
Sampled estimates
All estimates
Obs. Conc.
Est. Conc.
Discharge (m3/s)
Sampled
All
Obs. Flux (kg/d)
Est. flux (kg/d)

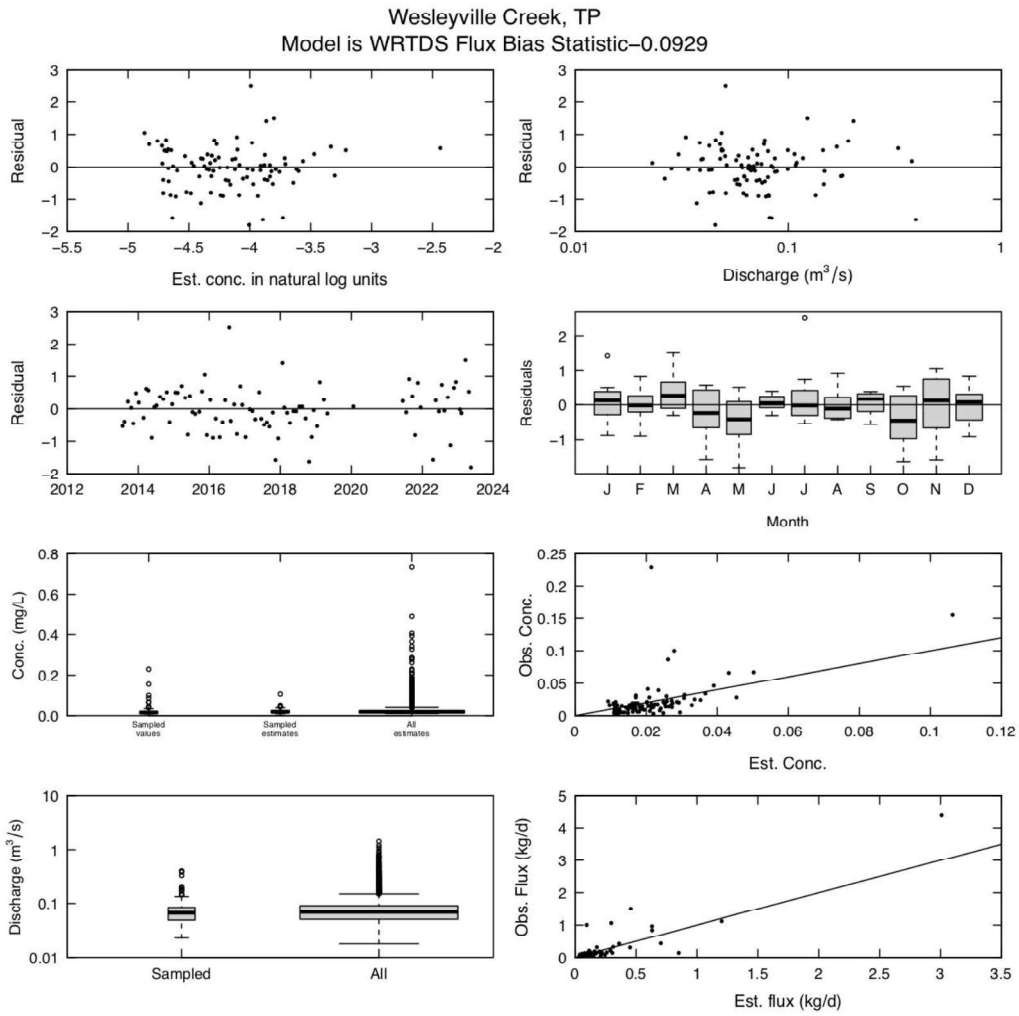
Wesleyville Creek, TP
Model is WRTDS Flux Bias Statistic−0.0929
Resicual
Est. conc. in natural log units
Resicual
Discharge (m3/s)
Residual
Residuals
J F M A M J J A S O N D
Month
Conc. (mg/L)
Sampled values
Sampled estimates
All estimates
Obs. Conc.
Est. Conc.
Discharge (m3/s)
Sampled
All
Obs. Flux (kg/d)
Est. flux (kg/d)

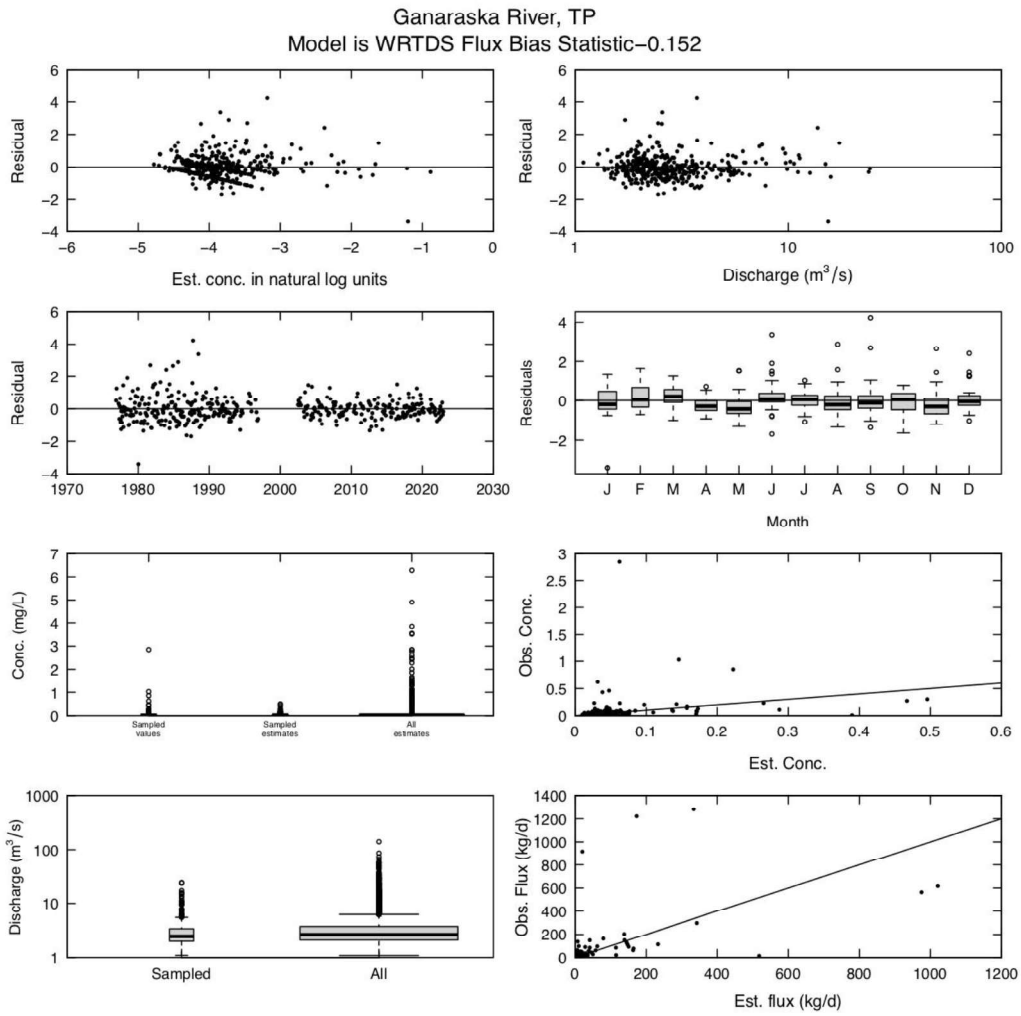
Ganaraska River, TP
Model is WRTDS Flux Bias Statistic−0.152
Resicual
Est. conc. in natural log units
Resicual
Discharge (m3/s)
Residual
Residuals
J F M A M J J A S O N D
Month
Conc. (mg/L)
Sampled values
Sampled estimates
All estimates
Obs. Conc.
Est. Conc.
Discharge (m3/s)
Sampled
All
Obs. Flux (kg/d)
Est. flux (kg/d)

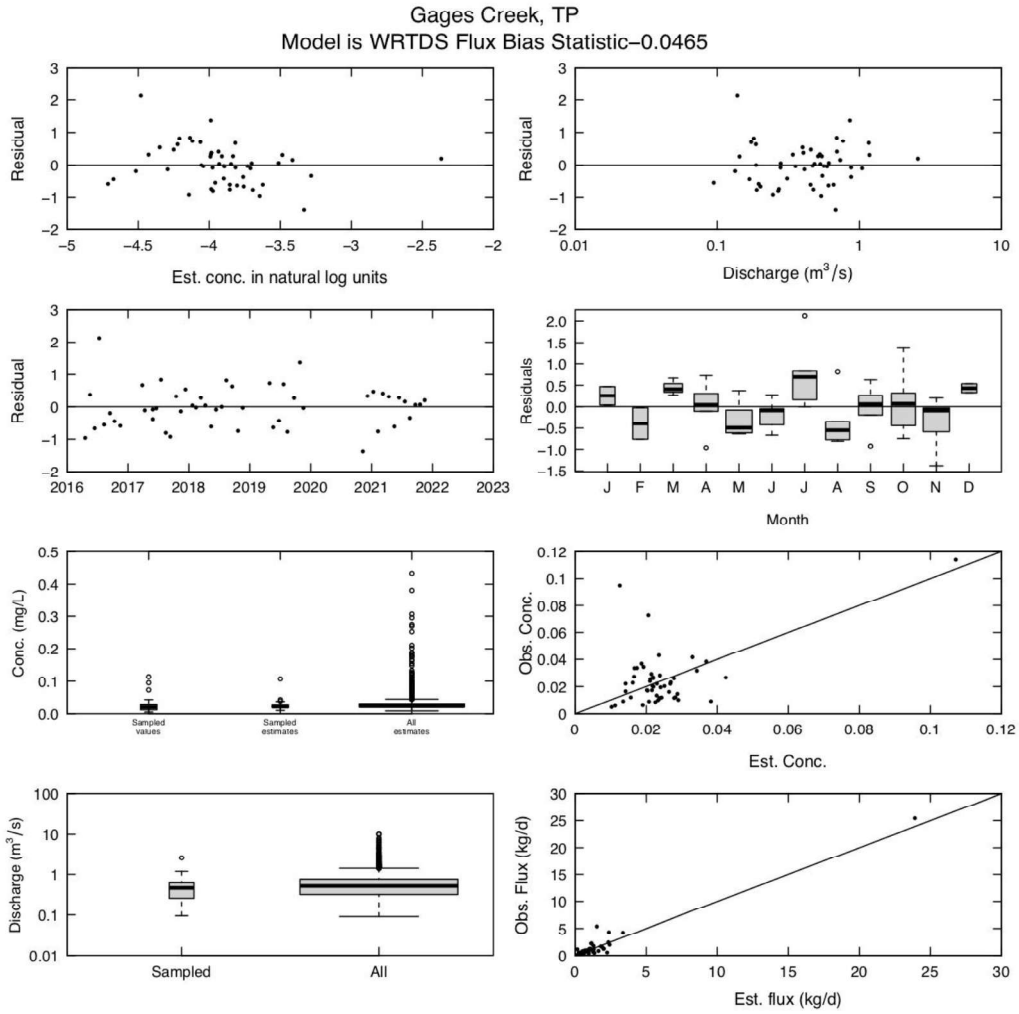
Gages Creek, TP
Model is WRTDS Flux Bias Statistic−0.0465
Resicual
Est. conc. in natural log units
Discharge (m3/s)
Residual
Residuals
Month
J F M A M J J A S O N D
Conc. (mg/L)
Sampled values
Sampled estimates
All estimates
Obs. Conc.
Est. Conc.
Discharge (m3/s)
Sampled
All
Obs. Flux (kg/d)
Est. flux (kg/d)

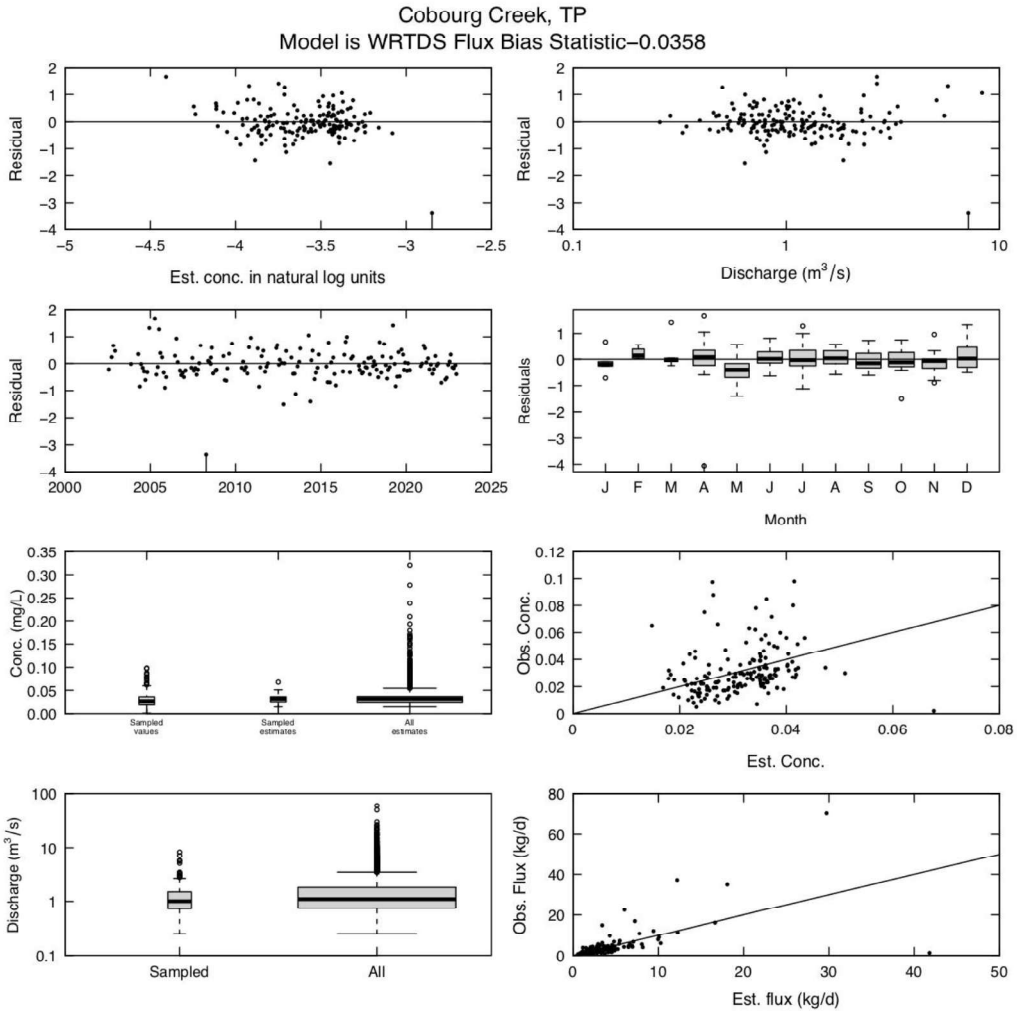
Cobourg Creek, TP
Model is WRTDS Flux Bias Statistic−0.0358
Resicual
Est. conc. in natural log units
Resicual
Discharge (m3/s)
Residual
Residuals
J F M A M J J A S O N D
Month
Conc. (mg/L)
Sampled values
Sampled estimates
All estimates
Obs. Conc.
Est. Conc.
Discharge (m3/s)
Sampled
All
Obs. Flux (kg/d)
Est. flux (kg/d)